



SECTORAL ANALYSIS **OF THE TURKISH** **CYPRIOT INDUSTRY**

SEPTEMBER 2022



Cyprus Turkish Chamber of Industry began working on the Industry Inventory studies to analyse the current situation and to switch to a value-added industry structure.

Around this issue, different companies in our industry have been visited on site and technical capacity reports were issued.

The Data includes number of establishments, production capacities, employment contributions, technological infrastructure, certificates, production facilities and location, industrial sectors and the consumption of raw material.

The Turkish Cypriot Industrial sector analysis was completed using the collected statistical data and database. Thus, the issues regarding our industry can be identified and realistic solution suggestions can be made.

As Cyprus Turkish Chamber of Industry, we believe that this project will be beneficial to the relevant bodies and pave the way for future projects. We would like to thank all our employees and stakeholders for their great efforts for this project.

CHAIRMAN OF THE BOARD
ALİ KAMACIOĞLU

INDUSTRY REGISTRY LAW

- 31st December 2019
- Industry Registry Law No. 46/2019 was published in the Official Gazette
- 1st January 2021
- The law came into effect
- 23rd March 2021
- Industrial Registry Law Implementation Procedures and Principles Regulation was published in the Official Gazette
- Automation System
- - Automation System was established by the Department of Industry

AIMS:

- To establish the industry policies and objectives with realistic data
- For the investment decisions to be made according to the current capacity. To establish an incentive policy to increase production
- To analyse the producers' needs for raw materials
- To establish the necessary infrastructure to prevent off the record production
- To create a sectoral needs analysis and to establish shared production centers according to the sector's needs and to take steps towards becoming a cooperative
- To ensure that the funding provider institutions fund the right investments
- To analyse the employment structure of the industry, to identify the problems and the suggestions and to create employment policies in the future

TARGET:

Establishing a database using the related data and statistical information to give the right direction to the Turkish Cypriot Industry

The Data includes;

- Number of establishments, production capacities, employment contributions, technological infrastructure, certificates, production facilities and location, industrial sectors and the consumption of raw material.
- Capacity utilization rate; how much of the capacity is being utilized, is there a lack or excess of capacity,
- The identification of employee profile.



THE CAPACITY REPORTS PREPARATION PROCESS

Online applications by the industry businesses to the
Department of Industry



On-site services; on-site analysis of the
factories and the machinery



Technical analysis; in the light of the
information obtained determining the
company capacities and raw material needs



THE CAPACITY REPORTS PREPARATION PROCESS

The preparation of the capacity reports



Verification of the data with the
sector representatives



Creating the sector analysis report
with data obtained from all
companies included

Upon the invitation of our chamber, a three-day study was held with the Capacity Report experts who came from the Ankara Chamber of Industry. Two days of this study was held on-site and one day was an office-based training.



INDUSTRY REGISTRY STUDIES

- Two technical staff were recruited by our chamber.
- Our industrial factories from different sectors were visited on-site
- Reports have been prepared according to the observations and data obtained in the factories, the reports have been converted to statistics and the database was formed
- Using the statistical database the 'Northern Cyprus Industrial Sector Analysis Report' was completed
- The Capacity Reports will be updated every two years with accordance to the law

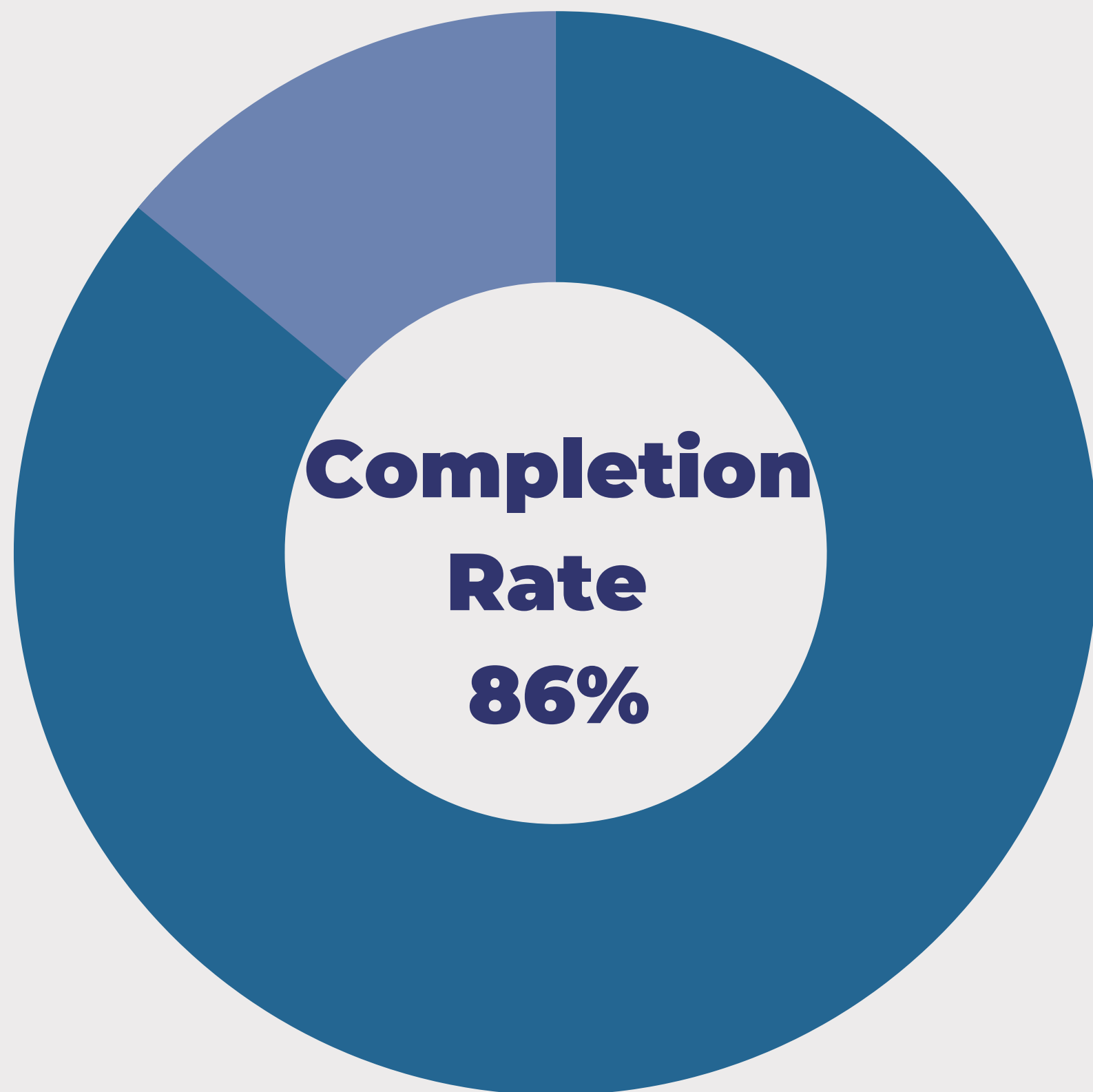




SECTORAL ***ANALYSIS***

SECTORS

- Coffee Industry
- Milk and Dairy Products Industry
- Olive Oil Industry
- Drinking Water Industry
- Animal Feed Industry
- Dried Fruits and Nuts Industry
- Concrete and Concrete Products Industry
- Chemical Industry
- Quarrying and Mining Industry
- Paper and Paper Products Industry
- Cleaning Industry
- Flour Industry
- Furniture Industry
- Metalworking Industry
- Meat, Poultry and Fish Industry
- Stone and Marble Industry
- Different Manufacturing Industries
- Bakery and Bakery Products Industry
- Food Processing Industry
- Beverage Industry
- Construction Products Industry
- Advertisement Industry
- PVC, Aluminum and Glass Industry
- Plastic Products Industry
- Printing Industry
- Textile Industry
- Plastic Bag Industry



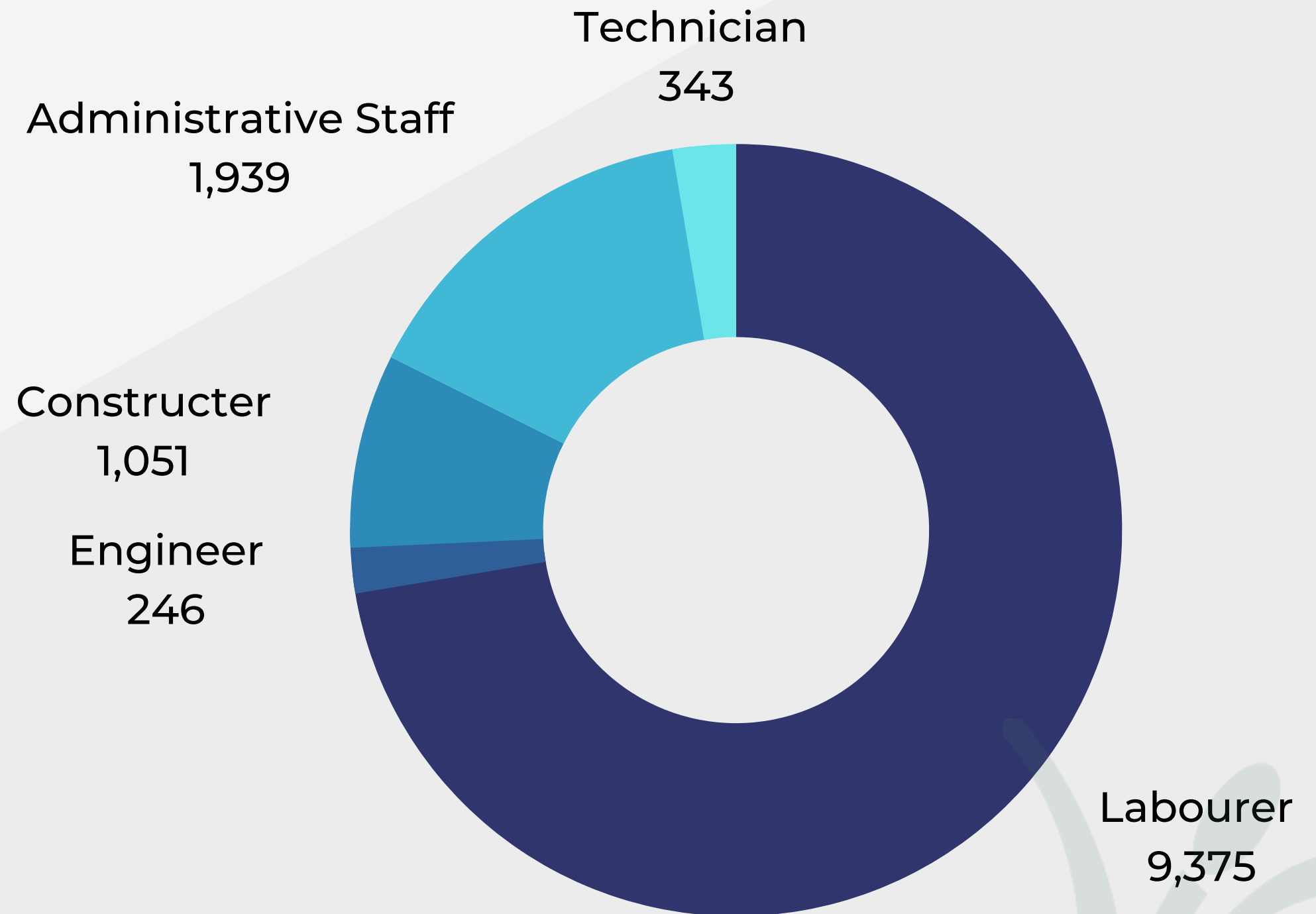
The total number of facilities visited and the technical analysis was done for 561

The number of companies the reports and the sectoral analysis were completed for 523

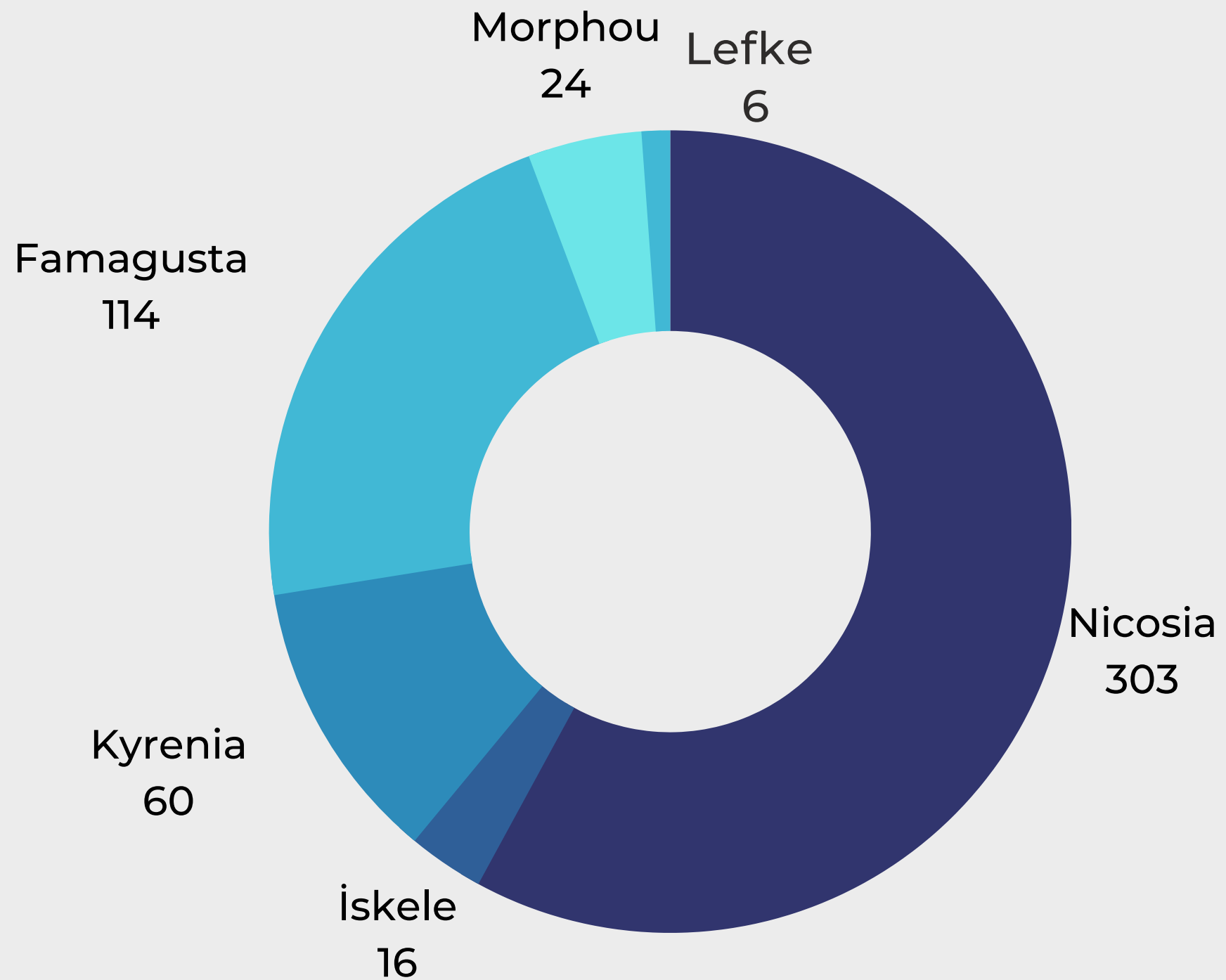
THE CAPACITY OF THE TURKISH CYPRIOT INDUSTRY

27 TOTAL SUB-SECTORS

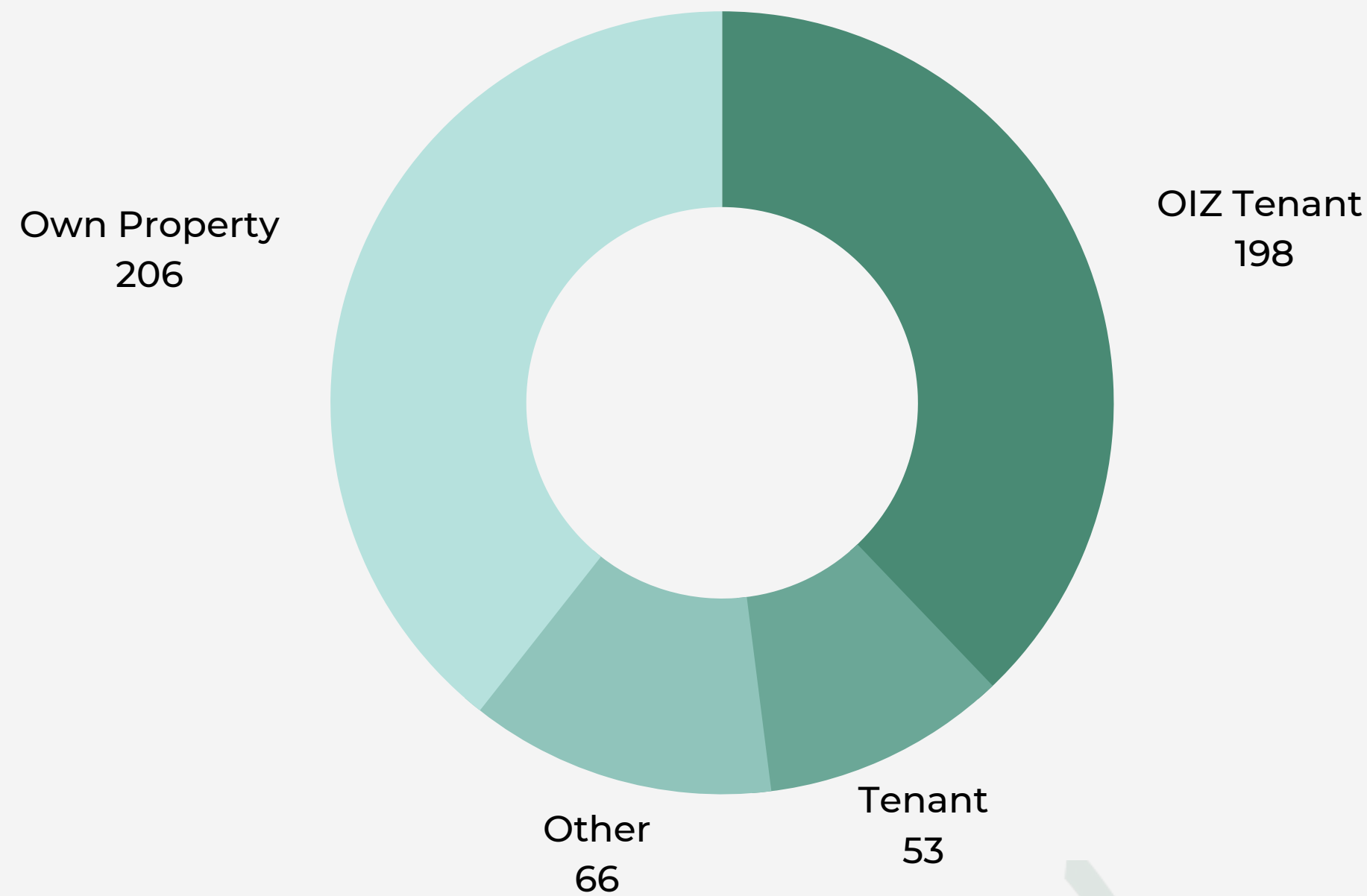
**The sector provides
12,954 jobs to the
economy.**



THE DISTRUBUTION OF THE INDUSTRY SECTOR FACILITIES, BY DISTRICT



THE STATUS OF THE FACILITIES IN THE INDUSTRY SECTOR



TOTAL NUMBER OF MACHINERY

9,943

COFFEE INDUSTRY

THE NUMBER OF FACILITIES THE CAPACITY REPORT WAS DONE FOR: 14

LOCATION OF PRODUCTION	Nicosia	5
	Famagusta	4
	Kyrianea	4
	Morphou	1

PRODUCTION FACILITY	Own Property:	5
	OIZ Tenant:	6
	Tenant:	1
	Tenant of other state or foundation property:	2

NUMBER OF MACHINES	147
---------------------------	-----

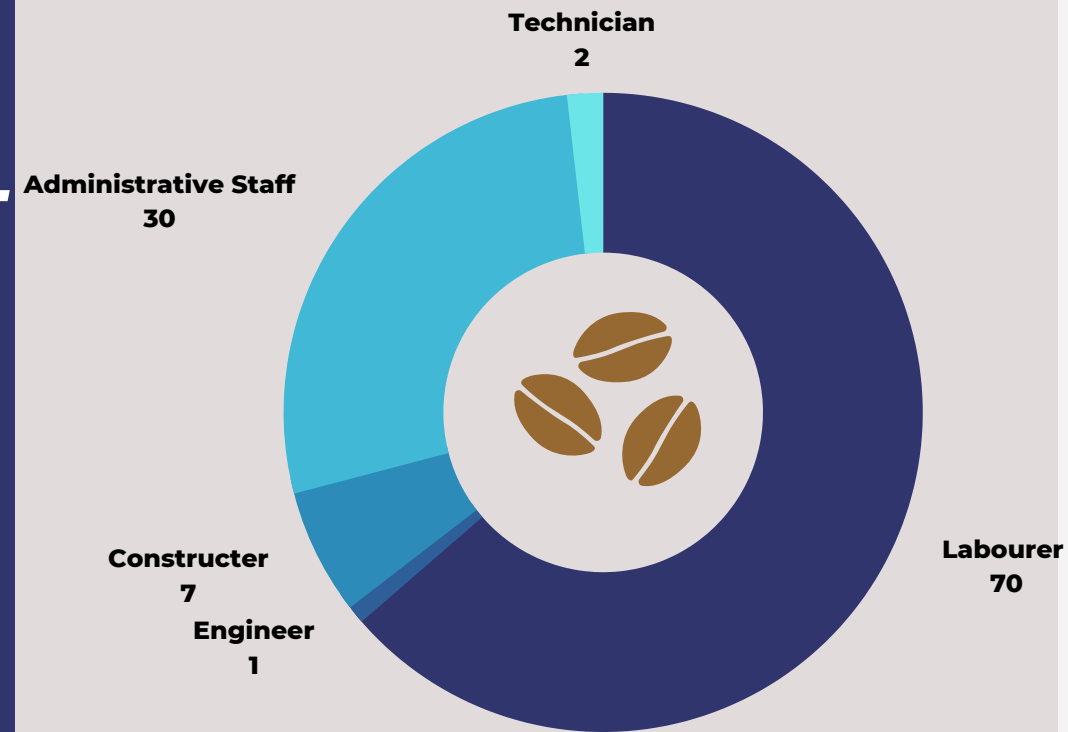
CERTIFICATES

ISO22000, ISO45001, ISO9001

RAW MATERIAL NEEDS

Coffee Seeds (tonnes/year)	4,337
Instant Coffee (ton/year)	336

EMPLOYMENT STRUCTURE OF THE SECTOR (PERSON)



The sector provides 110 jobs to the economy.

INDUSTRY'S CAPACITY

PRODUCT	CAPACITY
TurkishCoffee (tonne/year)	3,219
Filter Coffee and Espresso (tonne/year)	580
Instant Coffee (tonne/year)	108
Two in One (tonne/year)	194

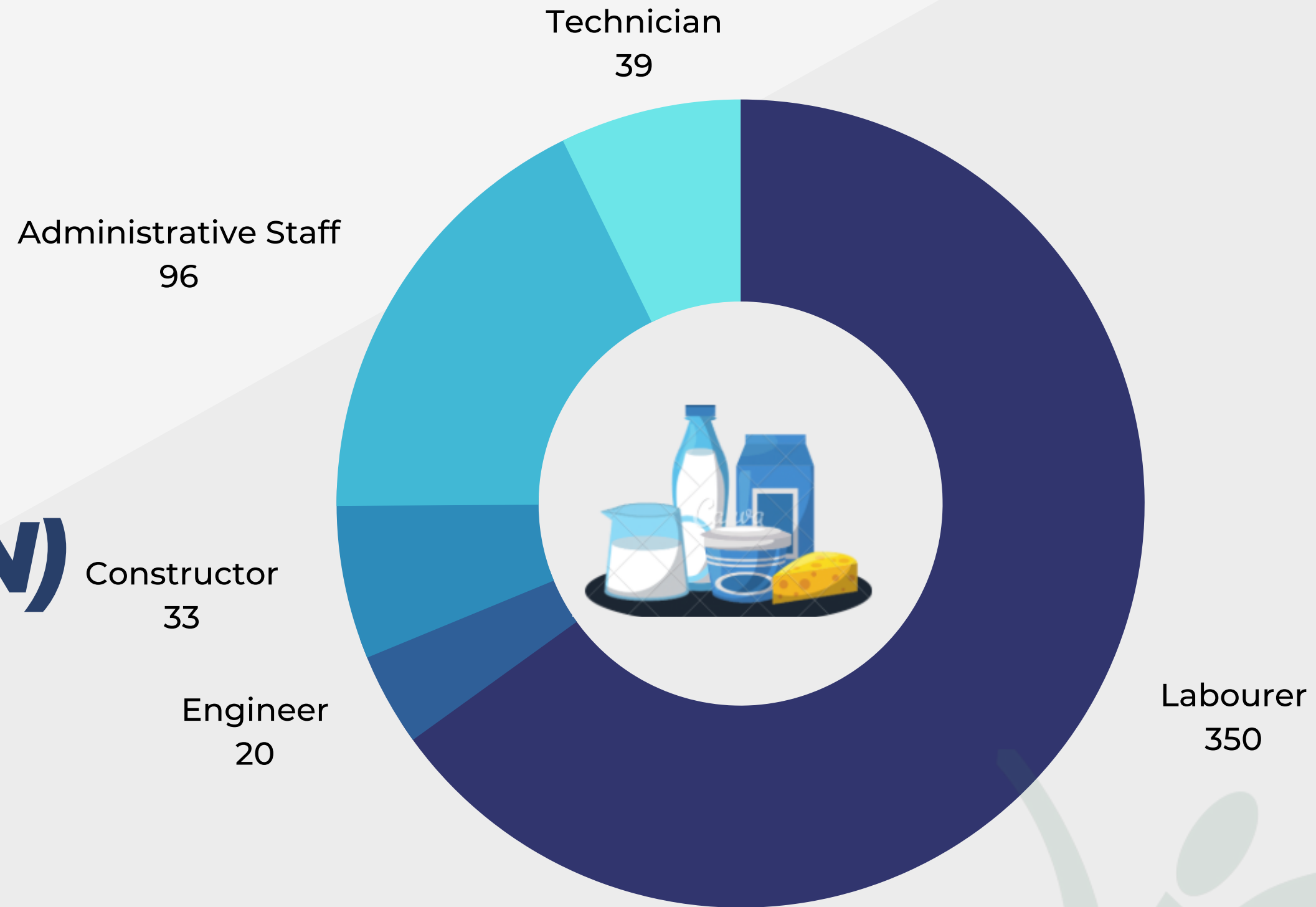
MILK AND DAIRY PRODUCTS INDUSTRY

**TOTAL OF 19
COMPANIES MAKE
UP 85% OF THE
SECTOR'S CAPACITY**



THE EMPLOYMENT STRUCTURE OF THE MILK AND DAIRY PRODUCTS INDUSTRY (PERSON)

- The sector provides 538 jobs to the economy.





THE CERTIFICATES OWNED BY THE COMPANIES IN THE SECTOR

- HELAL
- ISO 9001
- ISO 22000
- TSE
- BRC
- HACCP
- KOSHER
- FDA

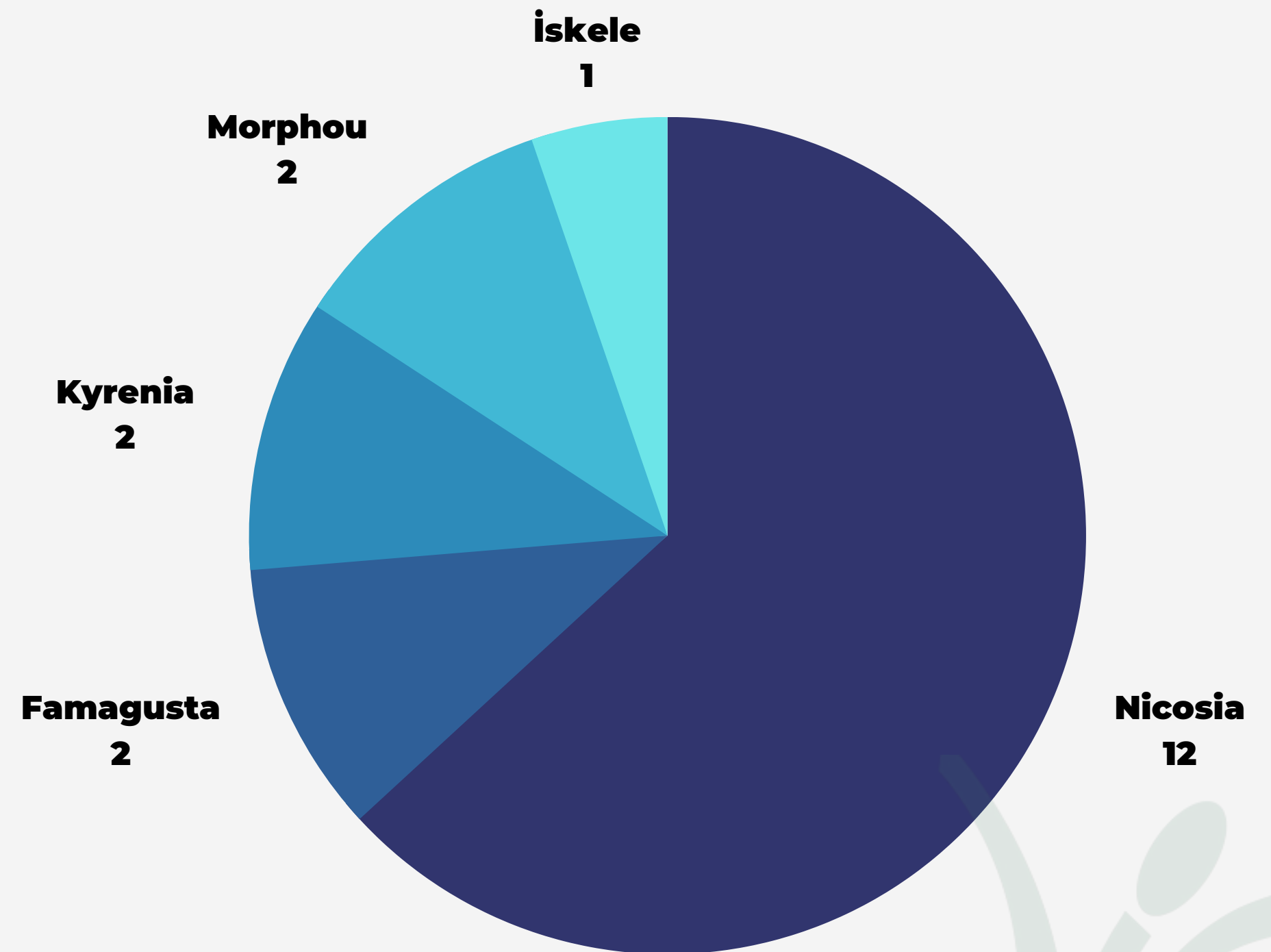


PRODUCTION CAPACITY

PRODUCT	CAPACITY
Halloumi	14,431,322 (kg/yil)
Cheddar, Feta Cheese, Melted Cheese, Cottage Cheese	8,472,446 (kg/yil)
Curd Cheese	14,321,465 (kg/yil)
Drinking milk (pasteurized)	2,880,000 (lt/yil)
Drinking milk (UHT)	28,644,000 (lt/yil)
Yoghurt, mild cream cheese	24,115,280 (kg/yil)
Ayran, Kefir	9,780,480 (lt/yil)
Cream, Butter, Clotted Cream	11,117,252 (kg/yil)
Ice cream	706,368 (kg/yil)

The industry's raw milk consumption capacity
294,498,800 (lt/yil)

COMPANIES' LOCATIONS OF PRODUCTION





IN 2021 THE TOTAL MILK PRODUCTION IN THE COUNTRY WAS 163,137,250 LITRES.

107,736,282 litres (65%) of this milk was used for exportation and 55,400,968 litres (35%) was used in the domestic market.





THE CAPACITY UTILIZATION RATE OF THE MILK AND DAIRY PRODUCTS INDUSTRY WAS 58%.

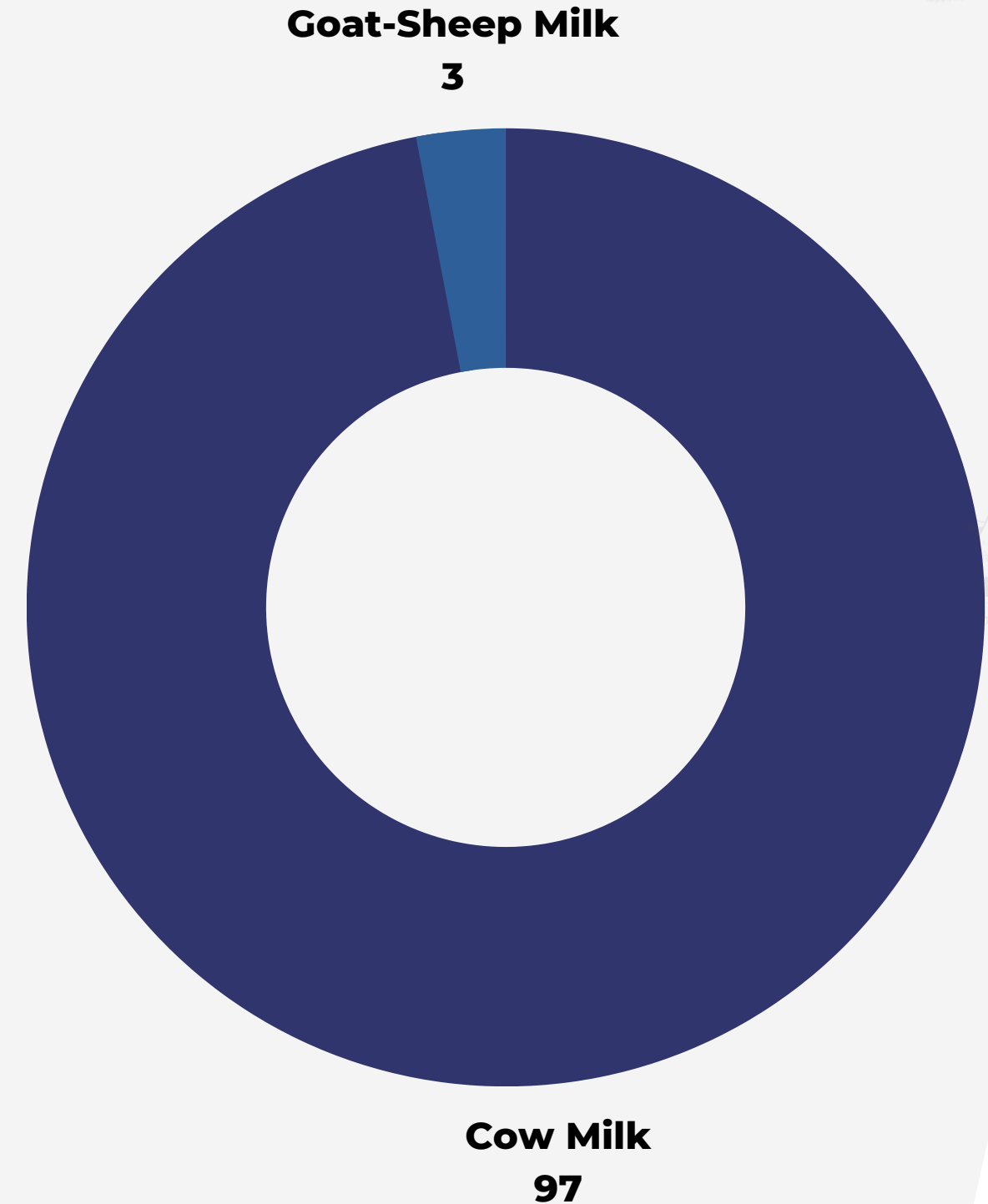
IN THE UPCOMING PERIOD, THERE IS A NEED FOR MODERNISATION INVESTMENTS IN LINE WITH EU NORMS.

THE ANIMAL PRESENCE ACCORDING TO VETERINARY OFFICE 2021 DATA

2021

ANIMAL	BUSINESS
66,997 Cattle	828
263,494 Sheep	4,103
83,849 Goat	2,642

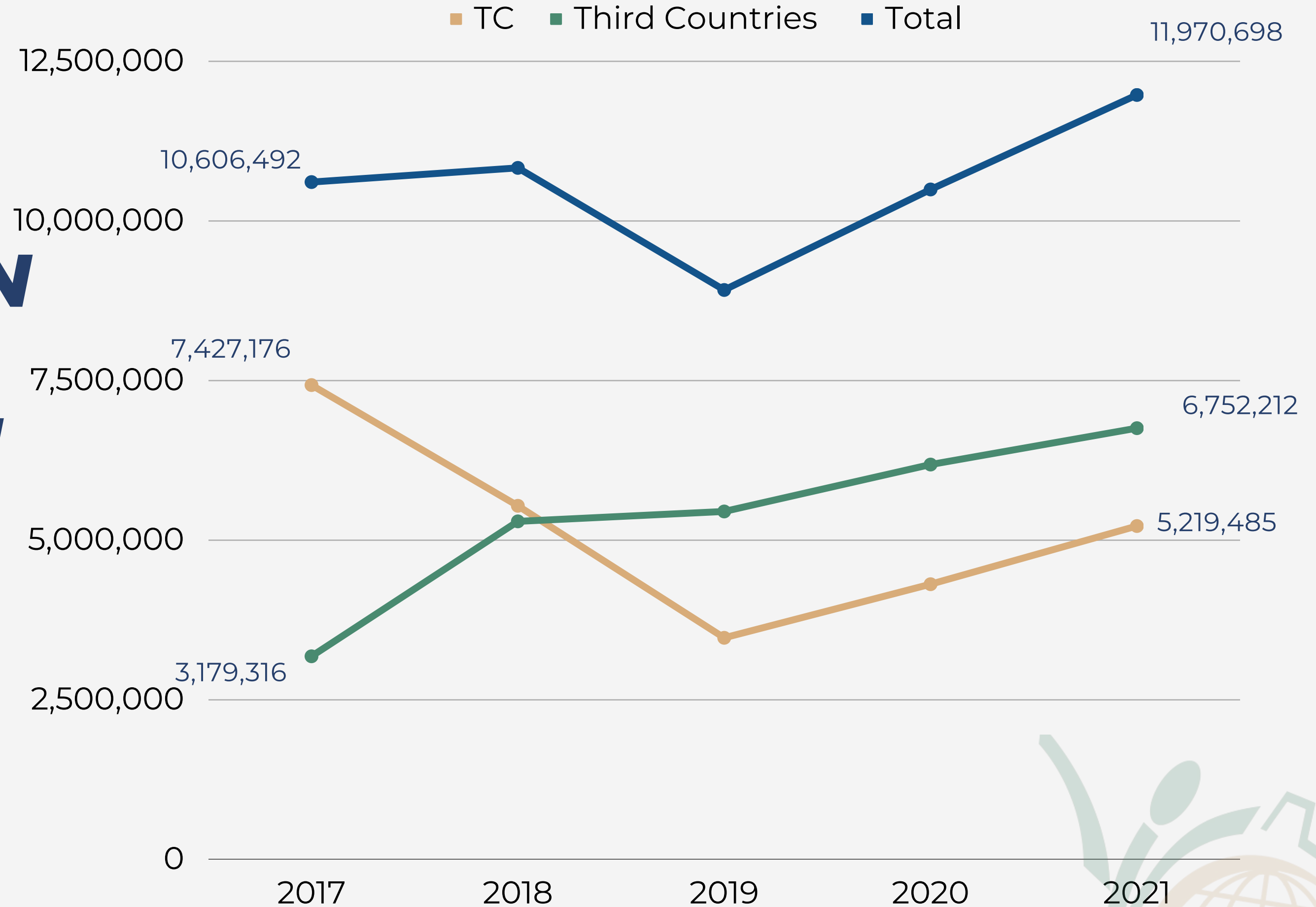
THE MILK RATIO MARKETED BY SÜTEK (2021)





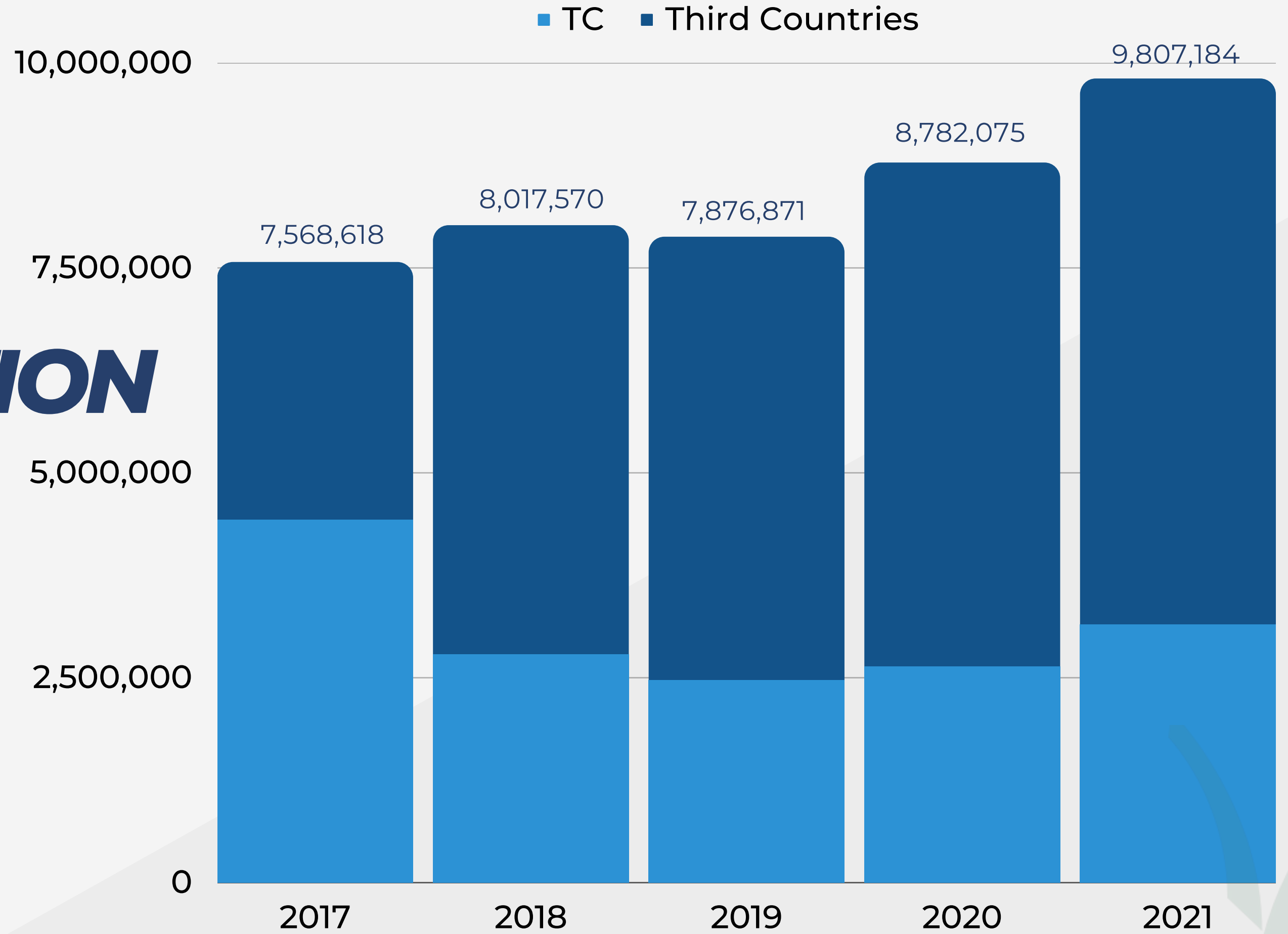
According to SÜTEK data;

EXPORTATION OF DAIRY PRODUCTS IN TRNC (KG)





TRNC HALLOUMI EXPORTATION (KG)

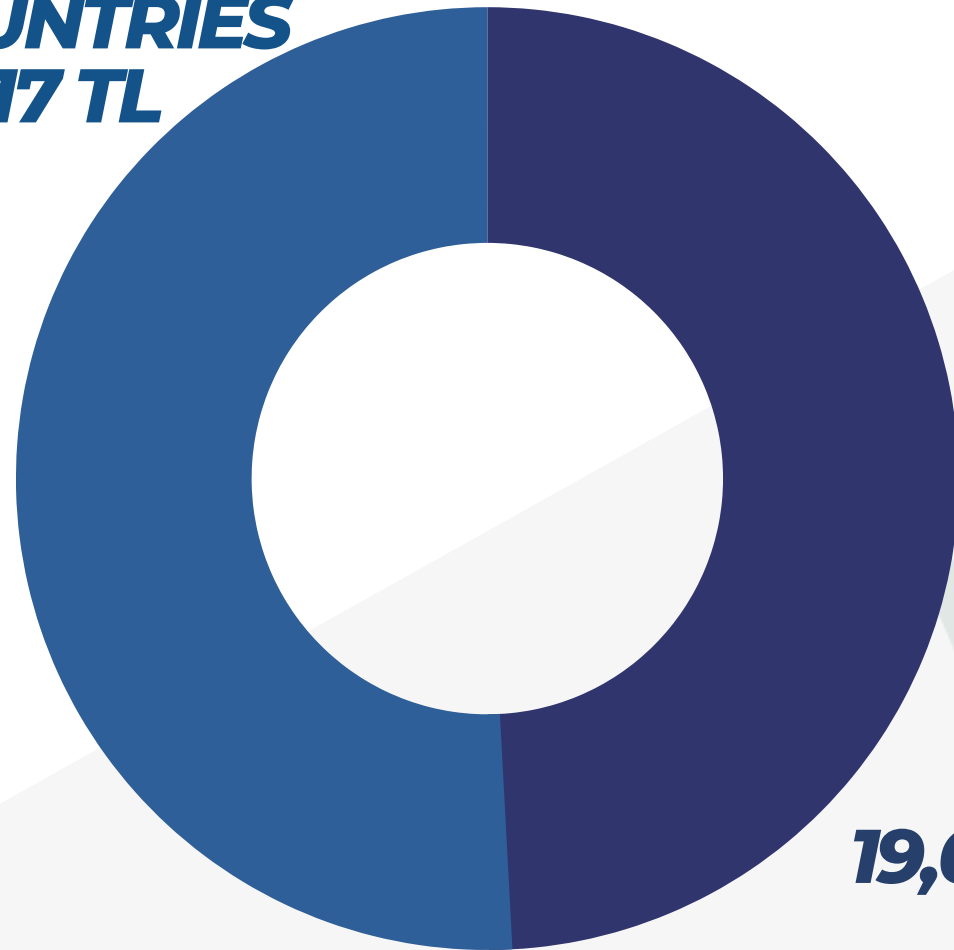




EXPORT INCENTIVE PREMIUM (2021 TL)

TOTAL: 38,765,146 TL

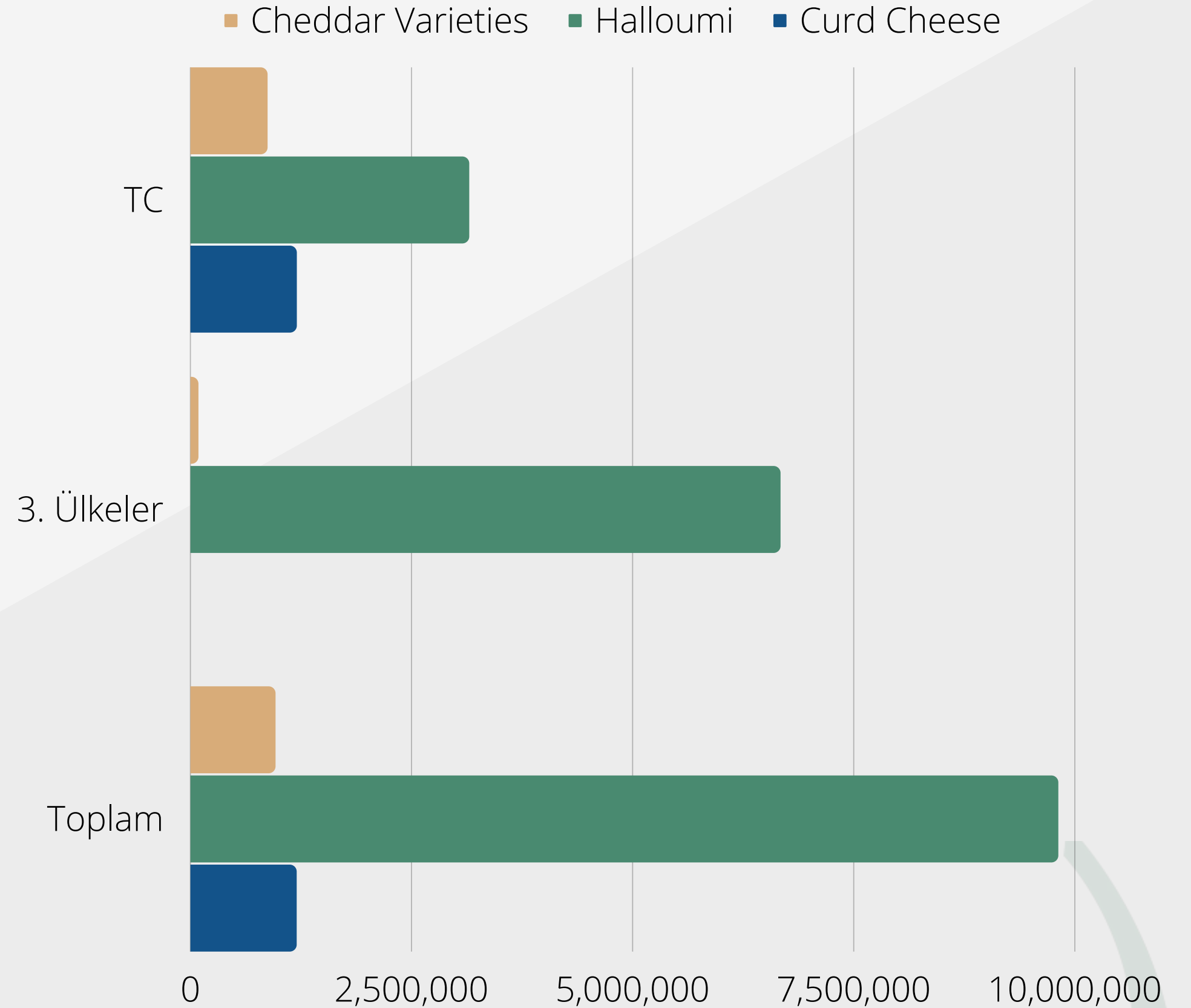
**THIRD COUNTRIES
19,711,417 TL**



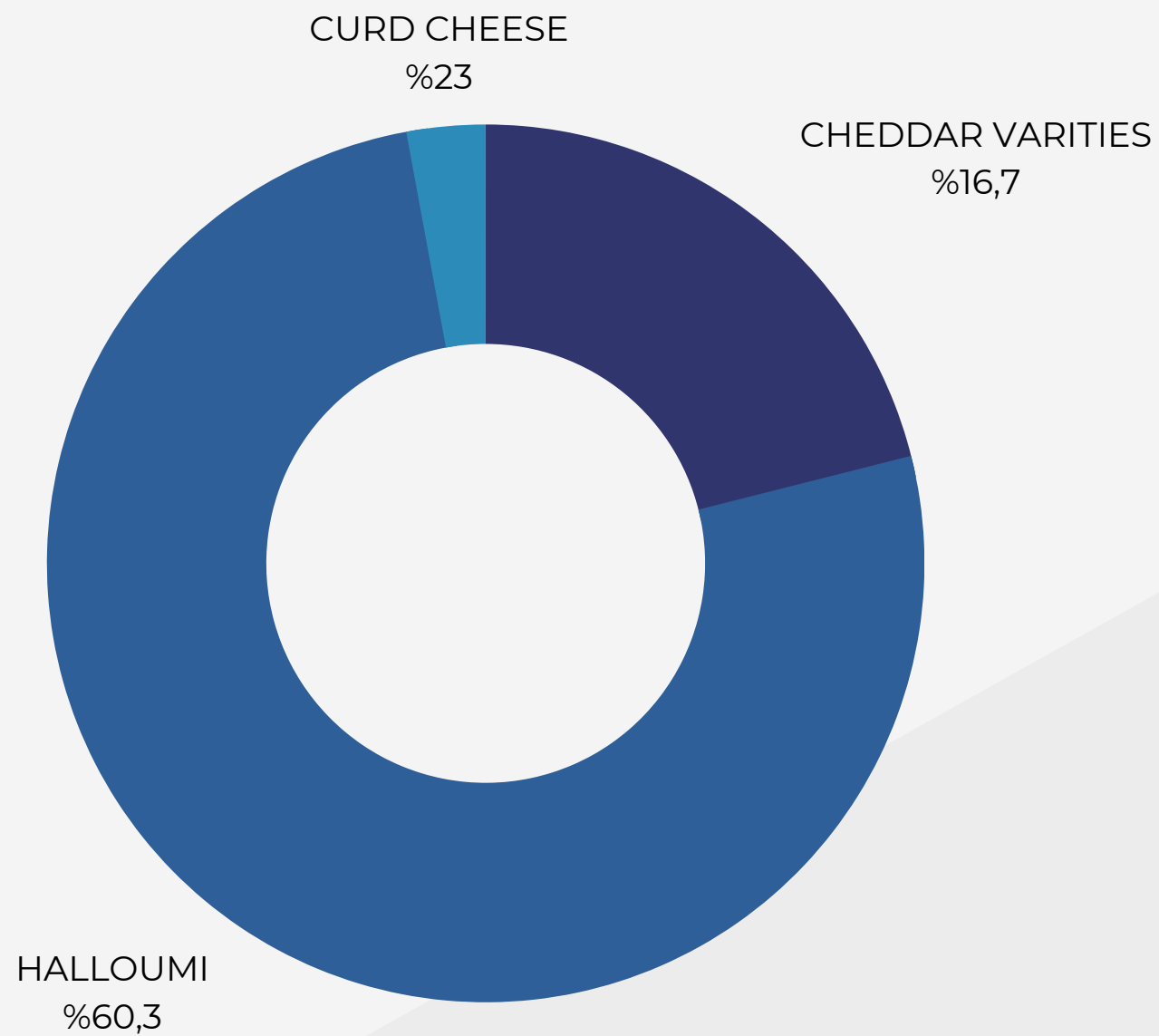
**TC
19,053,729 TL**



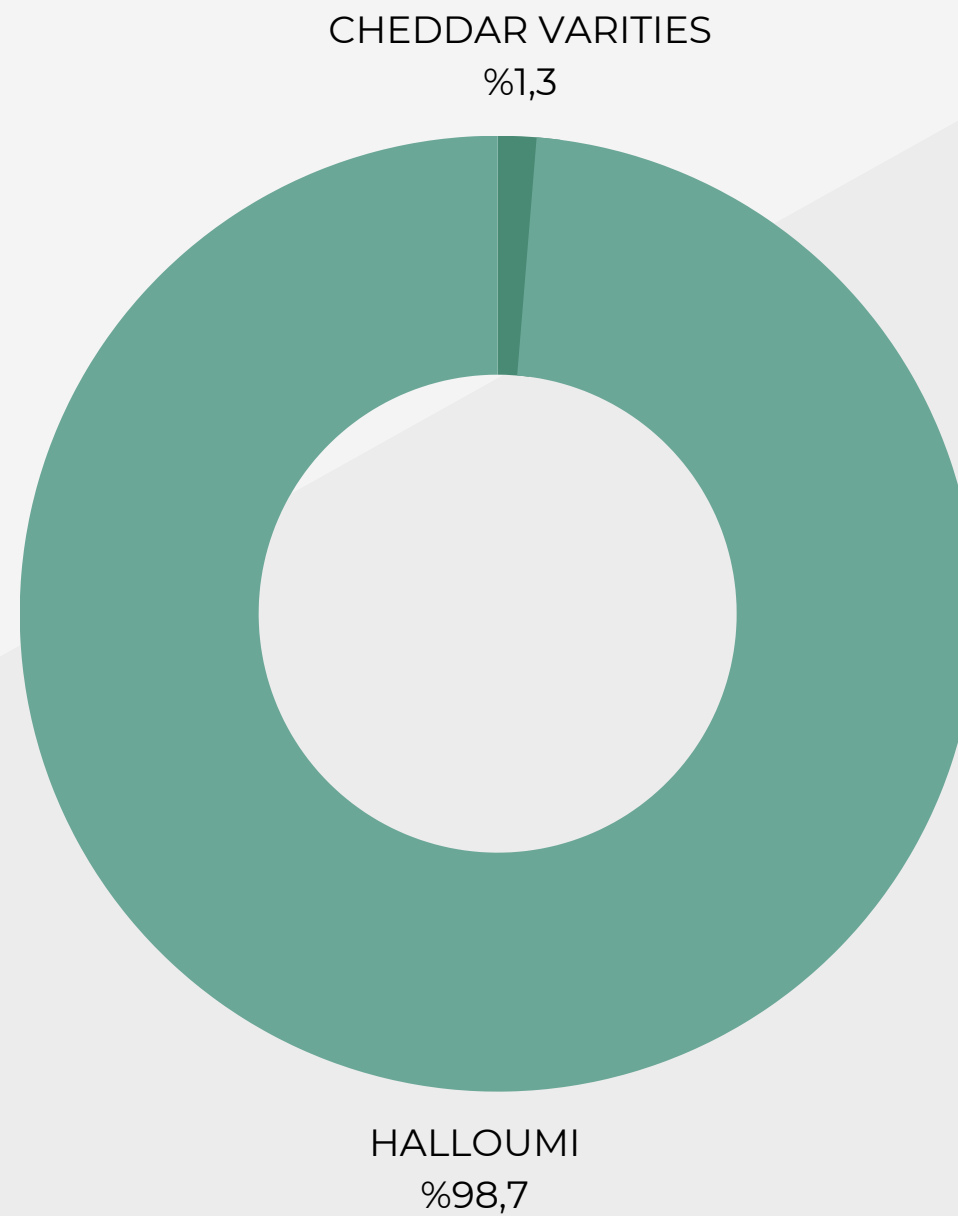
EXPORT PRODUCTS ACCORDING TO COUNTRIES (KG 2021)



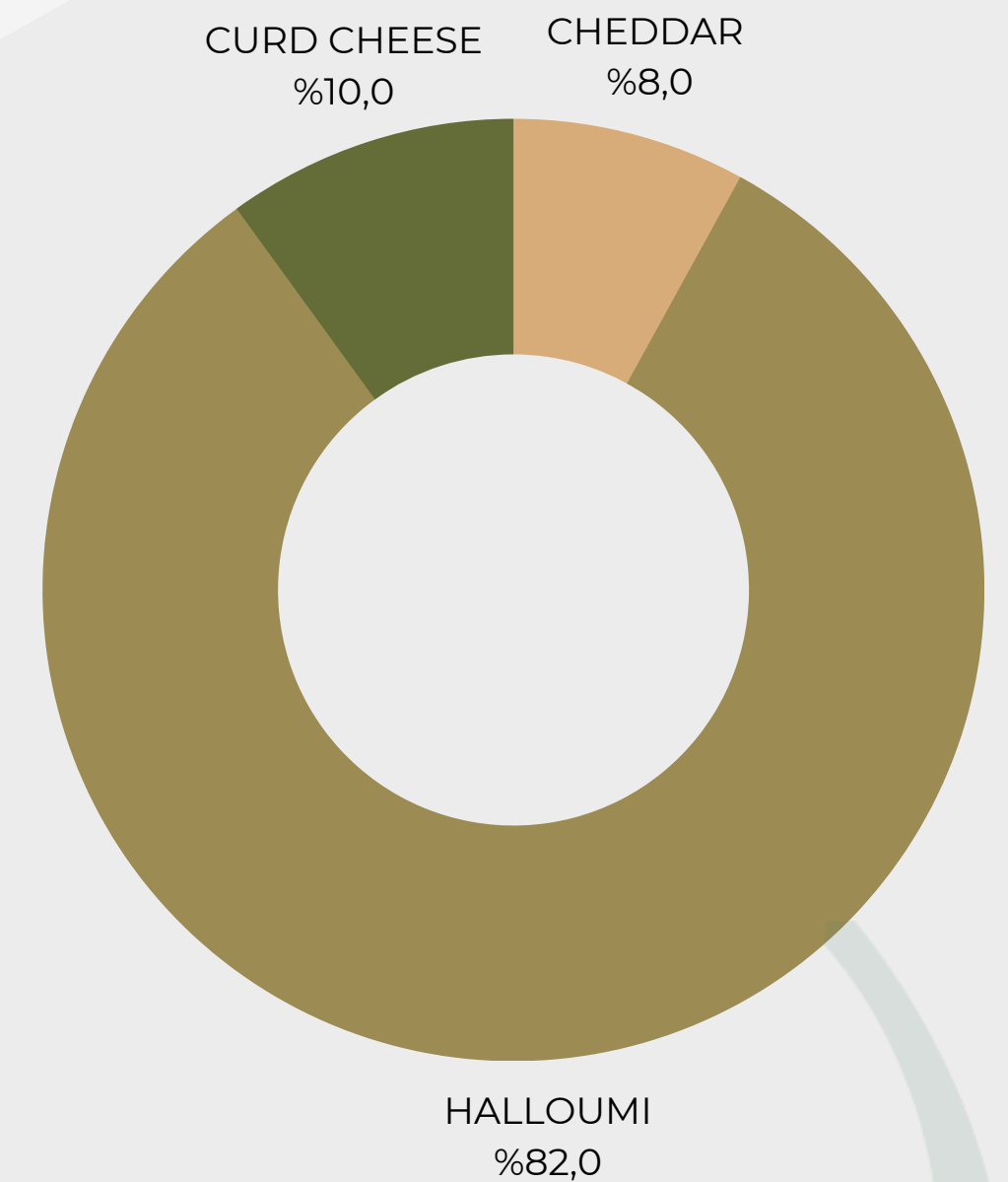
TURKEY
TOTAL: 5.219.485



THIRD COUNTRY
TOTAL: 6.751.212



TOTAL
11.970.698



KG 2021

OLIVE OIL INDUSTRY

THE NUMBER OF FACILITIES THE CAPACITY REPORT WAS DONE FOR: 11

LOCATION OF PRODUCTION	Nicosia	1
	Famagusta	2
	Kyrenia	2
	Morphou	3
	Iskele	2
	Lefke	1

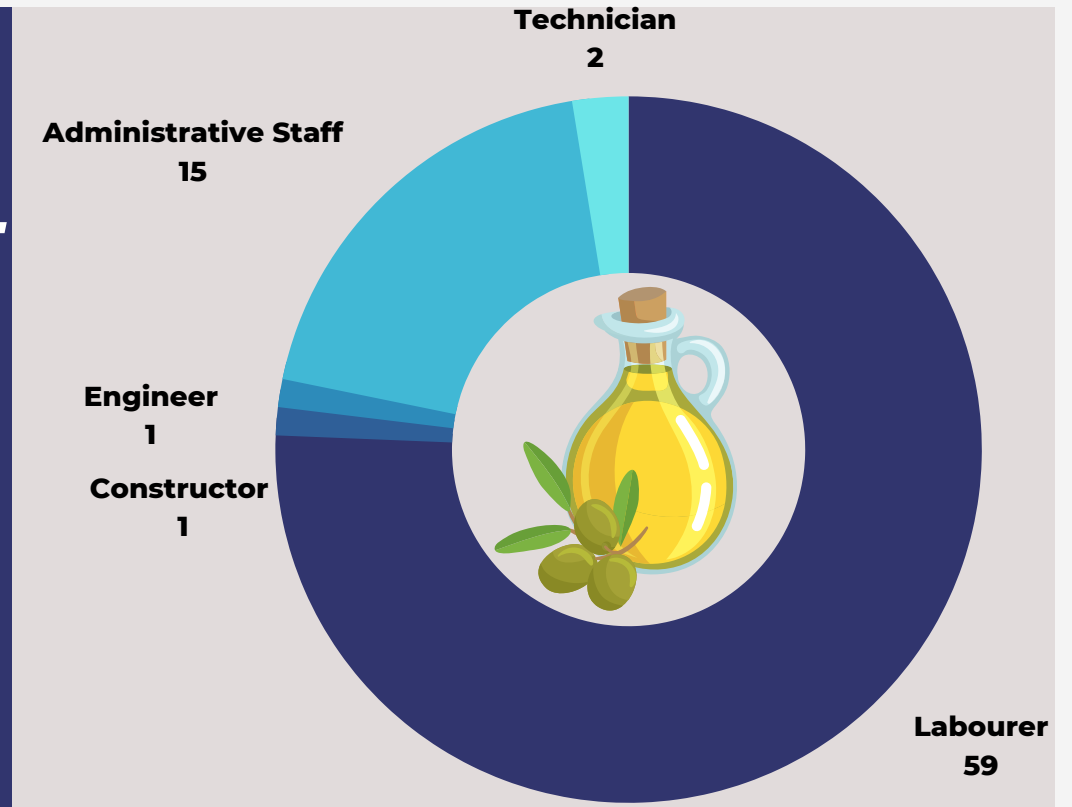
PRODUCTION FACILITIES	Own Property:	10
	Tenant:	1

NUMBER OF MACHINES	699
---------------------------	-----

RAW MATERIAL NEEDS

Olives(tonnes/year)	68,334
---------------------	--------

EMPLOYMENT STRUCTURE OF THE SECTOR (PERSON)



The sector provides 78 jobs to the economy.

INDUSTRY'S CAPACITY

PRODUCT	CAPACITY
Olive Oil (tonnes/year)	13,931

DRINKING WATER INDUSTRY

THE NUMBER OF FACILITIES THE CAPACITY REPORT WAS DONE FOR: 19

LOCATION OF PRODUCTION	Count
Nicosia	5
Famagusta	4
Kyren,a	4
Morphou	3
Lefke	3

PRODUCTION FACILITY	Count
Own Property:	8
OIZ Tenant:	9
Tenant of other state or foundation property:	2

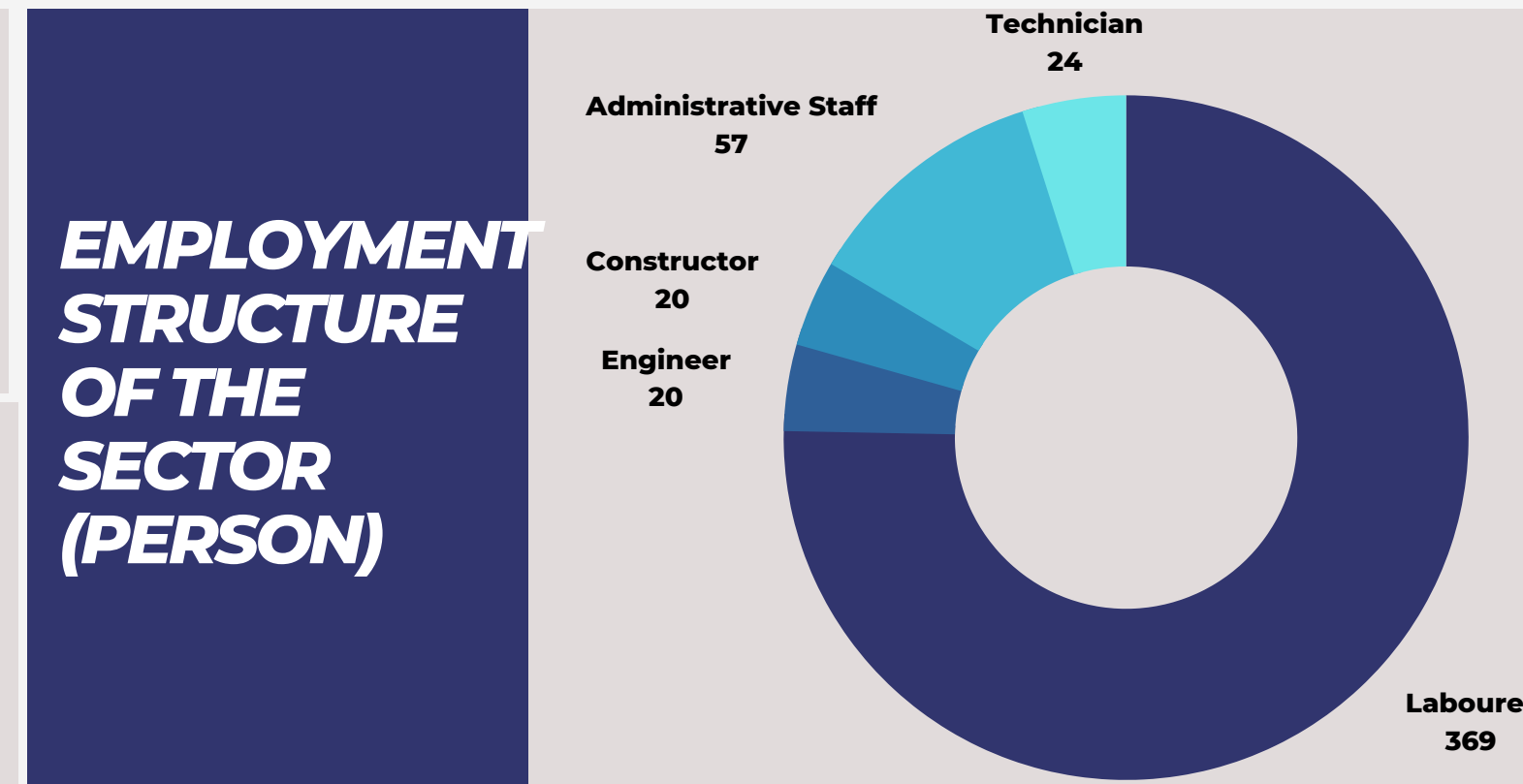
NUMBER OF MACHINES	Count
	276

RAW MATERIAL NEEDS

Raw Water (tonne/year)	466,639
------------------------	---------

CERTIFICATES

- ISO9001, 22000, 14001, 10002, 50001, 45001
- TS 266 / 29.04.2005, Processed (Upstream) Spring Water Standard Certificate, Department of Primary Health Care Packaged Spring Water and Drinking Water Production and Sales Permit



The sector provides 517 jobs to the economy.

INDUSTRY'S CAPACITY	PRODUCT	CAPACITY
	Carboy water filling (tonne/year)	180.785
	Glass of water (tonne/year)	34.337
	Bottled water (tonne/year)	64.946
	5-10 litre bottled water refill (tonne/year)	33.094
	ice (bag) (tonne/year)	132.377
	Ice (containers) (tonne/year)	3.239
		1.866

TOTAL FILLING (TONNESY/YEAR): 318,267



ANIMAL FEED INDUSTRY

THE NUMBER OF FACILITIES THE CAPACITY REPORT WAS DONE FOR: 9

LOCATION OF PRODUCTION	Nicosia	4
	Famagusta	3
	Morphou	1
	İskele	1

PRODUCTION FACILITIES	Own Property:	7
	OIZ Tenant:	1
	Tenant:	1

NUMBER OF MACHINES	94
---------------------------	----

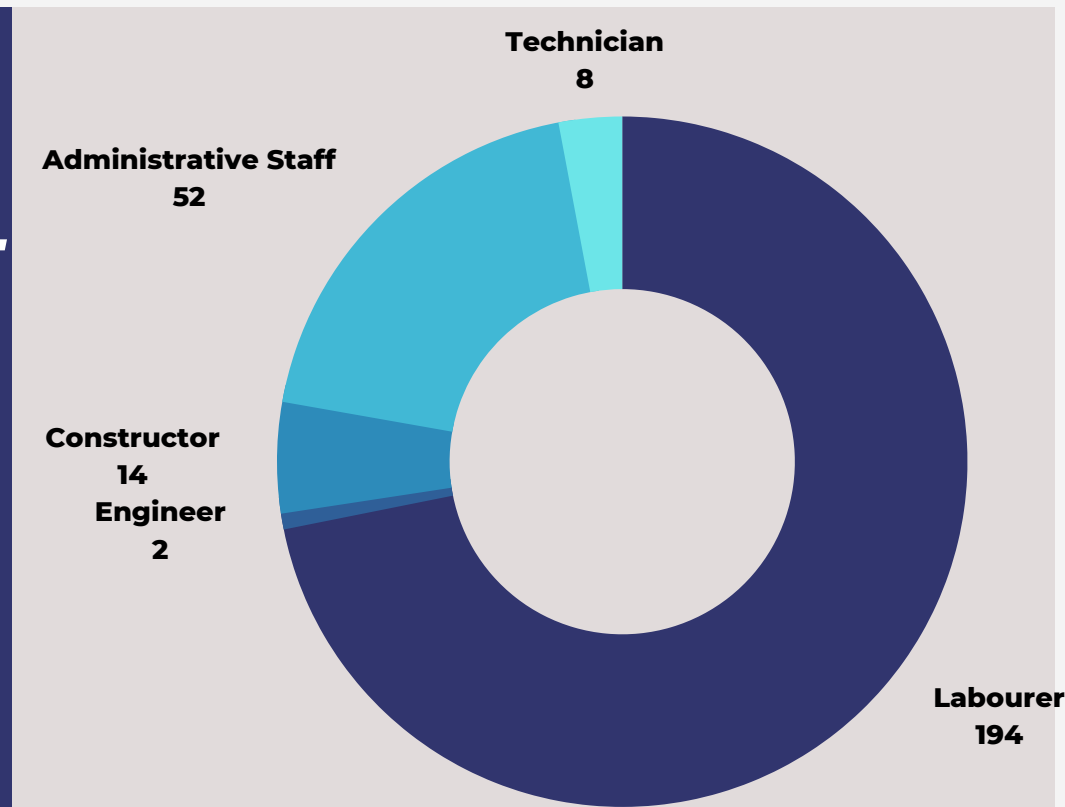
CERTIFICATES

ISO 22000, ISO 9001

RAW MATERIAL NEEDS

Barley (tonne/year)	29.362
Sweetcorn (tonne/year)	46.304
Soy (tonne/year)	26.151

EMPLOYMENT STRUCTURE OF THE SECTOR (PERSON)



The sector provides 270 jobs to the economy.

INDUSTRY'S CAPACITY

PRODUCT	CAPACITY
Mixed Bait (tonne/year)	168,663

DRIED FRUITS AND NUTS INDUSTRY

THE NUMBER OF FACILITIES THE CAPACITY REPORT WAS DONE FOR: 11

LOCATION OF PRODUCTION	Count
Nicosia	5
Famagusta	4
Morphou	1
Lefke	1

PRODUCTION FACILITIES	Count
Own Property:	4
OIZ Tenant:	5
Tenant of other state or foundation property:	2

NUMBER OF MACHINES	Count
	81

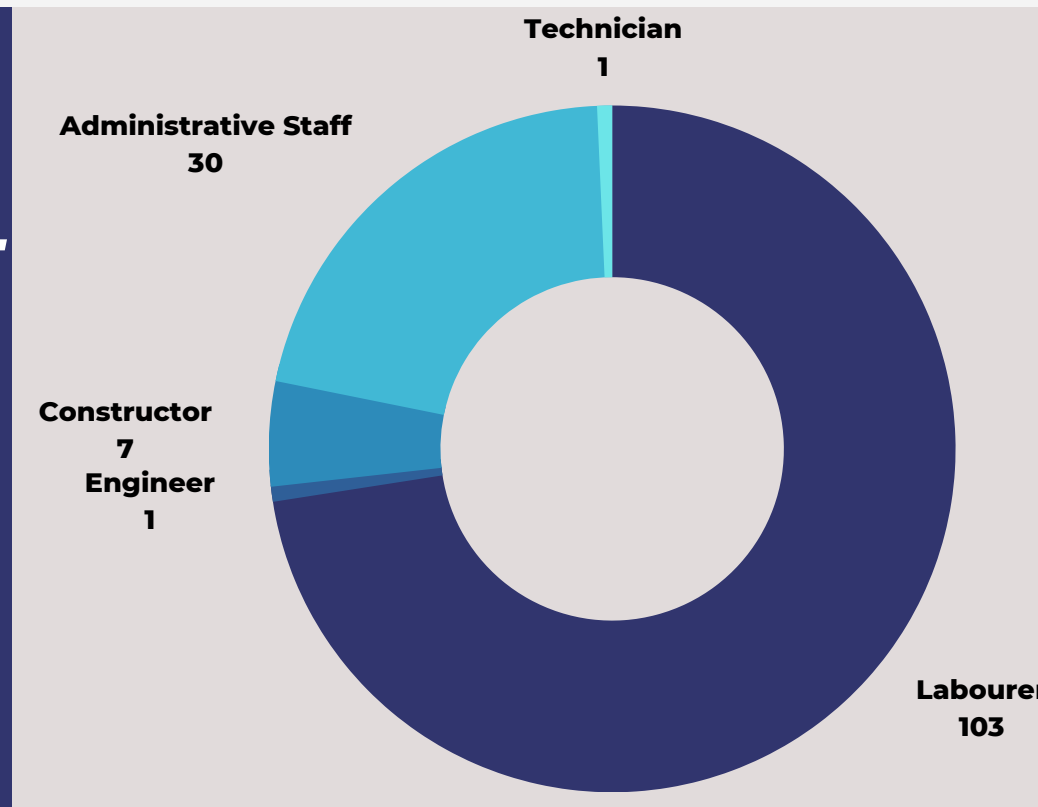
CERTIFICATES

ISO 9001, ISO 22000, ISG certificate (İSGÜM), ISO 45001 İSGY

RAW MATERIAL NEEDS

Dried Nuts and Fruits (tonne/year):	10,371
Chickpeas (tonne/year):	101
Sugar (tonne/year):	136

EMPLOYMENT STRUCTURE OF THE SECTOR (PERSON)



The sector provides 142 jobs to the economy.

INDUSTRY'S CAPACITY

PRODUCT	CAPACITY
Dried fruits and nuts (tonne/year)	9,480
Turkish Delight (tonne/year)	170
Chickpea flower (tonne/year)	101
Crocan (tonne/year)	34



CONCRETE AND CONCRETE PRODUCTS INDUSTRY

THE NUMBER OF FACILITIES THE CAPACITY REPORT WAS DONE FOR: 17

LOCATION OF PRODUCTION	Nicosia	9
	Famagusta	4
	Kyrenia	4

PRODUCTION FACILITIES	Own Property:	10
	OIZ Tenant:	1
	Tenant of other state or foundation property:	6

NUMBER OF MACHINES	224
---------------------------	-----

CERTIFICATES

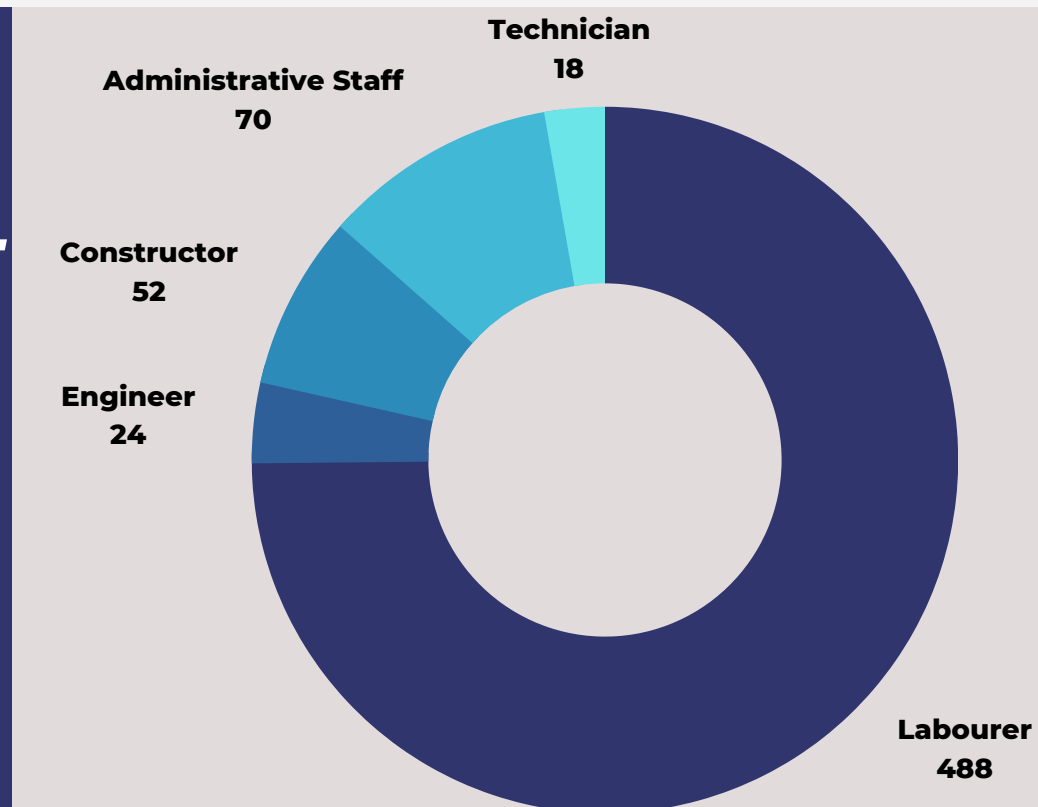
ISO 9001, ISO 45001, TSEN 206, CE

RAW MATERIAL NEEDS

Aggregate (tonne/year)	2,201,748
Cement (tonne/year)	594,525
Sand (tonne/year)	148,471
Gravel (tonne/year)	50,014

**not all raw materials are listed

EMPLOYMENT STRUCTURE OF THE SECTOR (PERSON)



The sector provides 652 jobs to the economy.

INDUSTRY'S CAPACITY

PRODUCT	CAPACITY
Briquette (tonne/year)	7.872.000
Ready-mixed concrete (tonne/year)	3.057.984
Parquet (m2/year)	563.328
Cement pipe (pieces/year)	98.880

CHEMICAL INDUSTRY

THE NUMBER OF FACILITIES THE CAPACITY REPORT WAS DONE FOR: 11

LOCATION OF PRODUCTION	Nicosia	9
	Famagusta	2

PRODUCTION FACILITIES	Own Property:	3
	OIZ Tenant:	6
	Tenant:	1
	Tenant of other state or foundation property:	1

NUMBER OF MACHINES	172
---------------------------	-----

CERTIFICATES

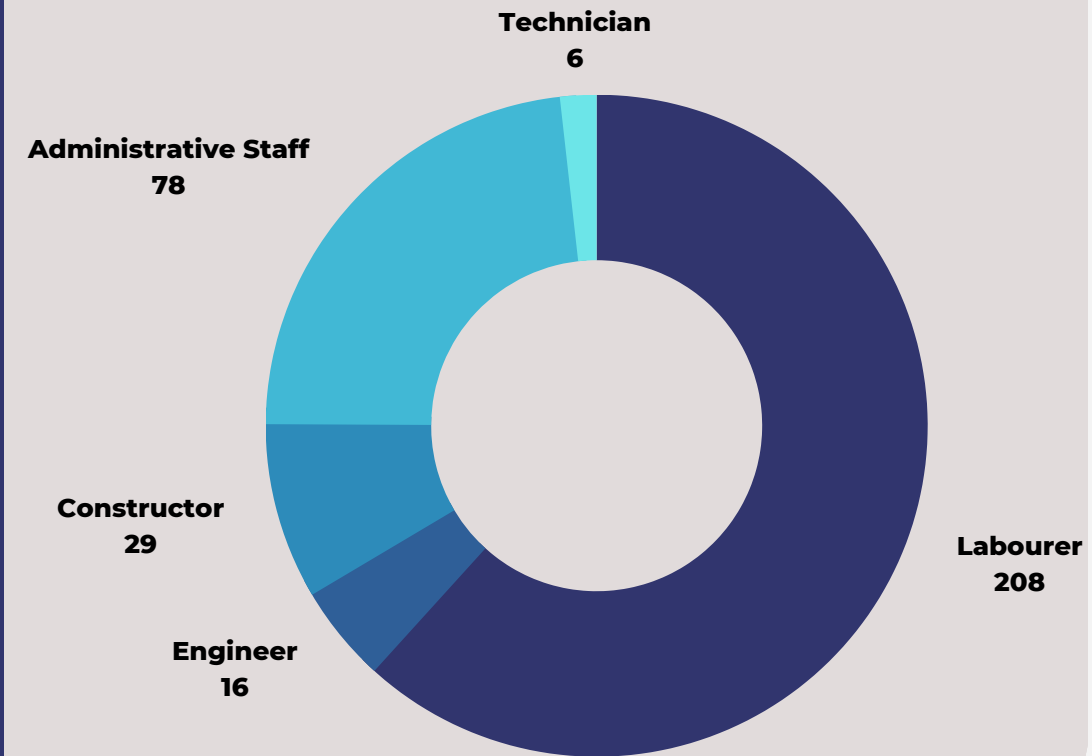
ISO 9001, CE, TS 7847, TS 5808

RAW MATERIAL NEEDS

Gravel (kg/year)	68,898,400
Filling materials (kg/year)	4,688,500
Titanium dioxide (kg/year)	2,844,700
PVA (kg/year)	2,837,100

**not all raw materials are listed

EMPLOYMENT STRUCTURE OF THE SECTOR (PERSON)



The sector provides 337 jobs to the economy.

INDUSTRY'S CAPACITY

PRODUCT	CAPACITY
Construction chemicals (kg/year)	96,372,000
Water and Solvent Based Paints (kg/year)	19,832,500
Wet Wipes (pieces/year)	58,560,000
Candle (kg/year)	29,878

QUARRYING AND MINING INDUSTRY

THE NUMBER OF FACILITIES THE CAPACITY REPORT WAS DONE FOR: 9

LOCATION OF PRODUCTION	Nicosia	7
	Kyrenia	2

PRODUCTION FACILITIES	Tenant of other state or foundation property:	9
------------------------------	---	---

NUMBER OF MACHINES	183
---------------------------	-----

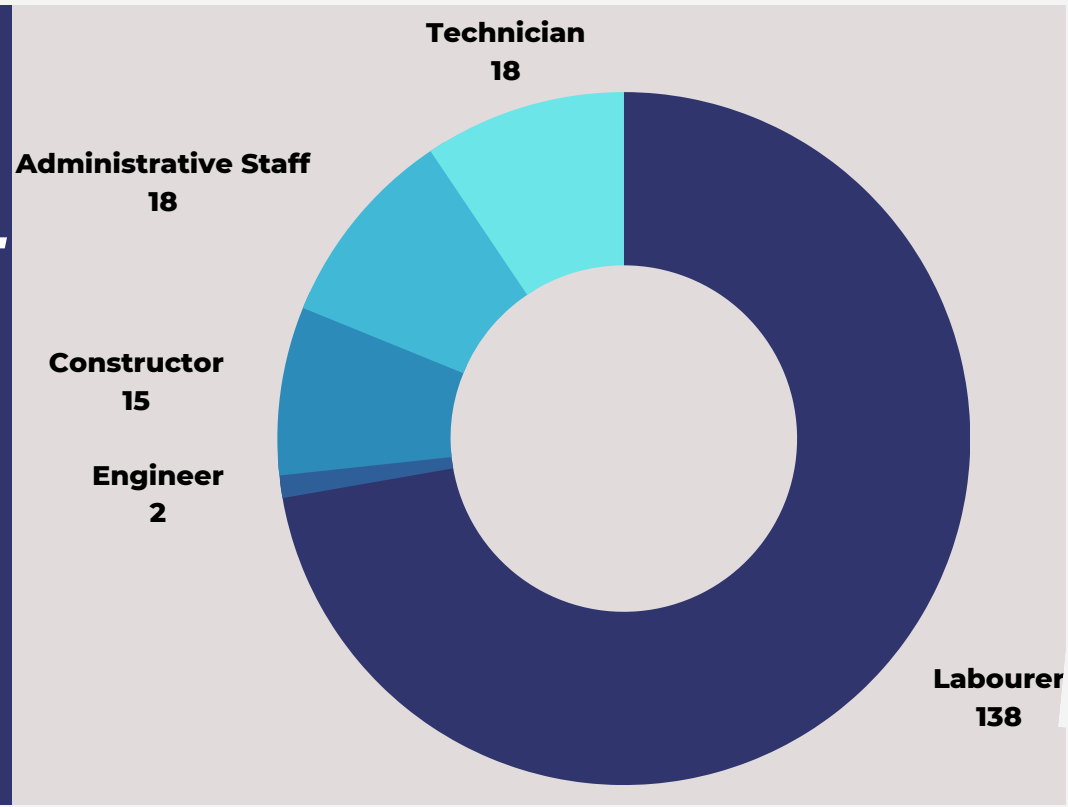
CERTIFICATES

ISO 9001, CE

RAW MATERIAL NEEDS

Pebble Stones (tonne/year)	3,790,776
----------------------------	-----------

EMPLOYMENT STRUCTURE OF THE SECTOR (PERSON)



The sector provides 191 jobs to the economy.

INDUSTRY'S CAPACITY

PRODUCT	CAPACITY
Pebble and Sand (tonne/year)	3,446,160

PAPER PRODUCTS INDUSTRY

THE NUMBER OF FACILITIES THE CAPACITY REPORT WAS DONE FOR: 9

LOCATION OF PRODUCTION	Nicosia	8
	Famagusta	1

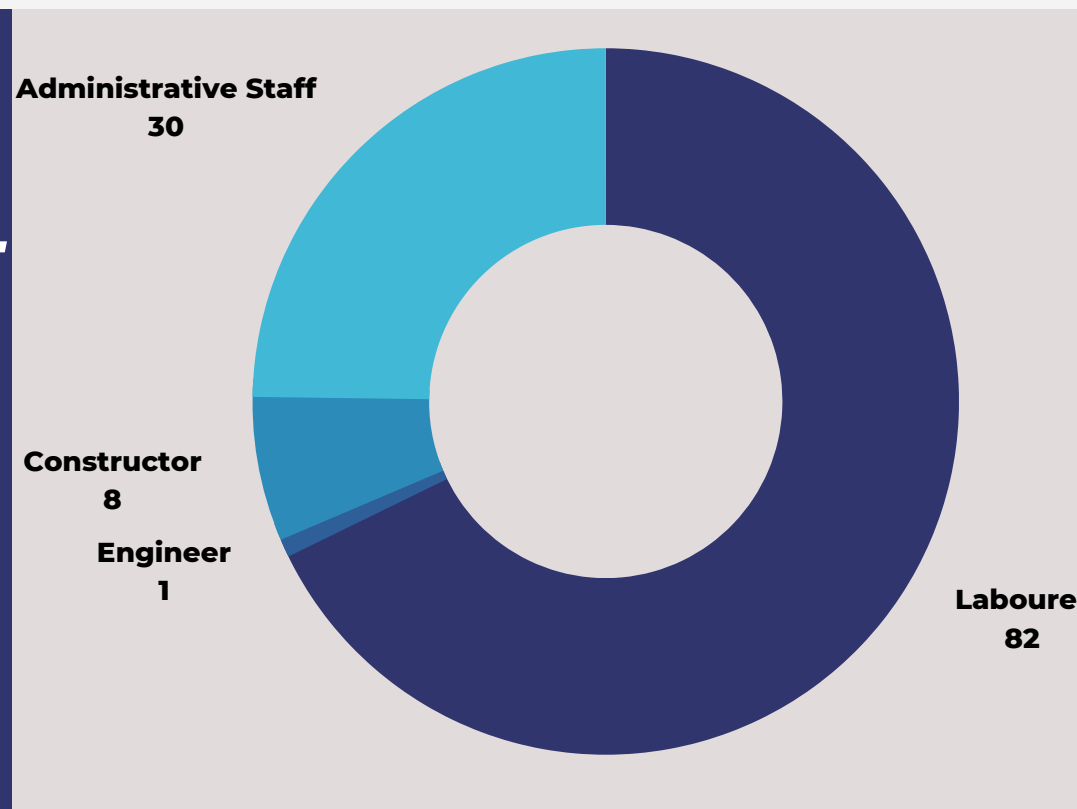
PRODUCTION FACILITIES	Own Property:	4
	OIZ Tenant:	3
	Tenant:	2

NUMBER OF MACHINES	72
---------------------------	----

RAW MATERIAL NEEDS

Paper (kg/year)	18.717.000
Cardboard (kg/year)	551.921
Corrugated Cardboard (m2/year)	2.210.526
Cardboard sheet (pieces/year)	240.000

EMPLOYMENT STRUCTURE OF THE SECTOR (PERSON)



The sector provides 121 jobs to the economy.

INDUSTRY'S CAPACITY

PRODUCT	CAPACITY
Sheet paper (kg/year)	16.838.000
Cardboard box (pieces/year)	1.680.000
Tissue/Toilet paper, Kitchen Rolls (kg/year)	1.277.000
Paper Cups (kg/year)	510.823
Notebooks (kg/year)	126.000
Paper bag (kg/year)	73.000
Folder (piece/year)	60.000

CLEANING AND COSMETICS PRODUCT INDUSTRY

THE NUMBER OF FACILITIES THE CAPACITY REPORT WAS DONE FOR: 8

LOCATION OF PRODUCTION	Nicosia	5
	Famausta	3

PRODUCTION FACILITIES	Own Property:	4
	OIZ Tenant:	3
	Tenant of other state or foundation property:	1

NUMBER OF MACHINES	160
---------------------------	-----

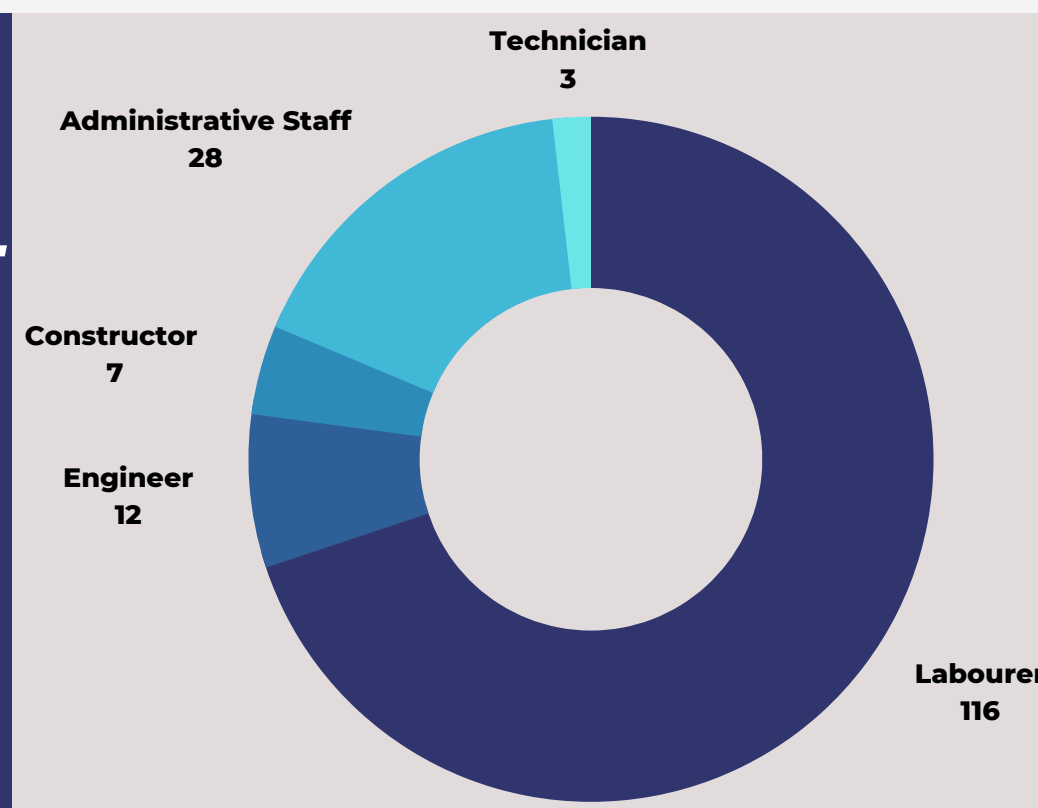
CERTIFICATES

ISO 9001, ISO 14001, Reach European Certificate

RAW MATERIAL NEEDS

Raw material needs	
Ethanol (tonne/year)	8,610
LABSA (tonne/year)	7,108
NaOH (tonne/year)	2,869
Nonionic substance (tonne/year)	3,829
**not all raw materials are listed	

EMPLOYMENT STRUCTURE OF THE SECTOR (PERSON)



The sector provides 166 jobs to the economy.

INDUSTRY'S CAPACITY

PRODUCT	CAPACITY
Pesticides and Other Agrochemicals Products (tonne/year)	9,382
Soap, Detergent and Cleaning and Polishing Products (tonne/year)	40,607
Perfume, Cosmetics and Other Personal Care Products (tonne/year)	270
Other Chemical Products (tonne/year)	3,600

FLOUR INDUSTRY

THE NUMBER OF FACILITIES THE CAPACITY REPORT WAS DONE FOR: 5

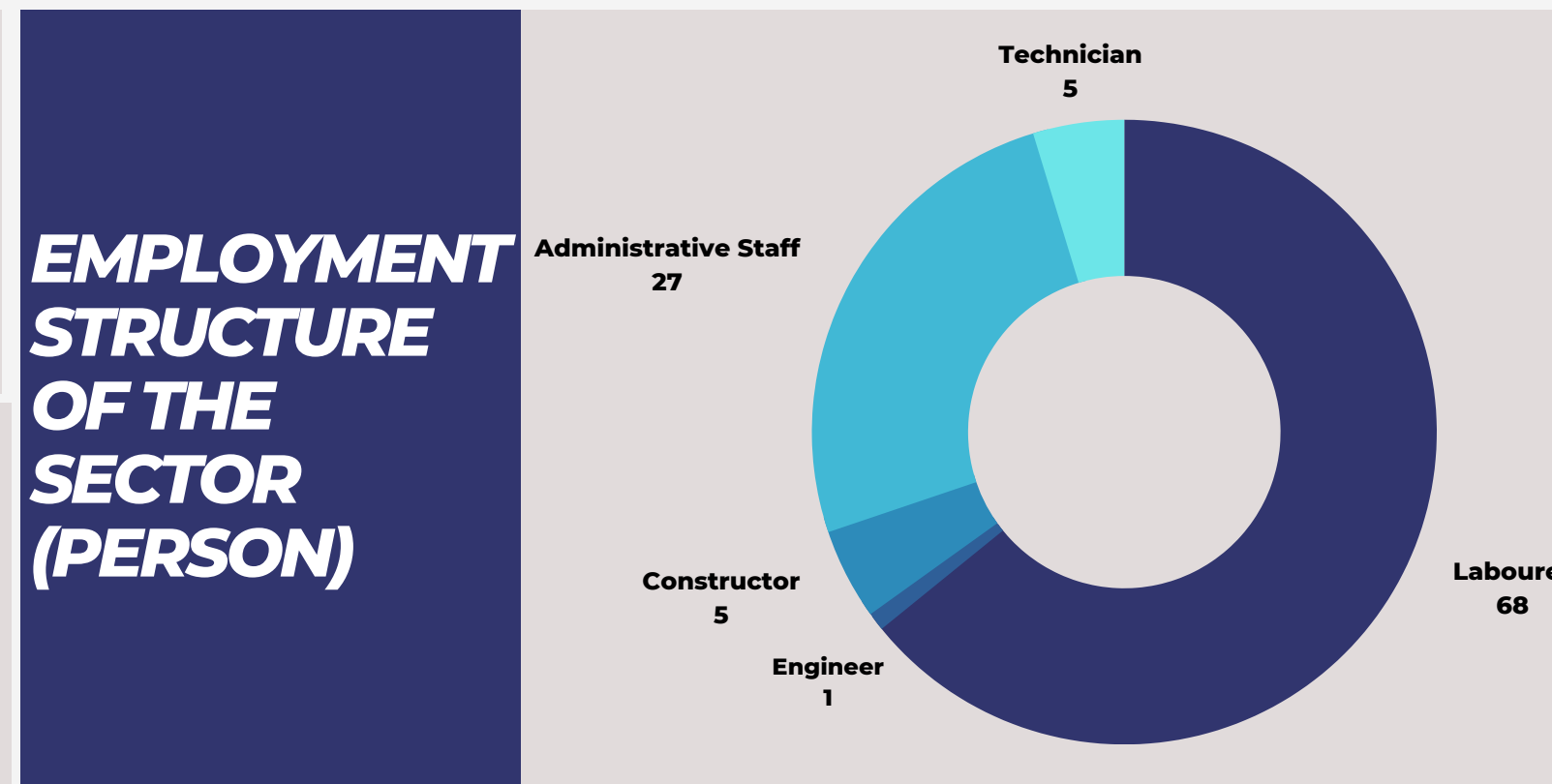
LOCATION OF PRODUCTION	Nicosia	2
	Famagusta	3

PRODUCTION FACILITIES	Own Property:	5
------------------------------	---------------	---

NUMBER OF MACHINES	123
---------------------------	-----

CERTIFICATES	
ISO 22000, ISO 9001, HACCP	

RAW MATERIAL NEEDS	
Wheat (tonne/year)	155,163



The sector provides 106 jobs to the economy.

INDUSTRY'S CAPACITY	PRODUCT	CAPACITY
	Flour (tonne/year)	116,490
	Bulgur (tonne/year)	3,066

FURNITURE INDUSTRY

THE NUMBER OF FACILITIES THE CAPACITY REPORT WAS DONE FOR: 68

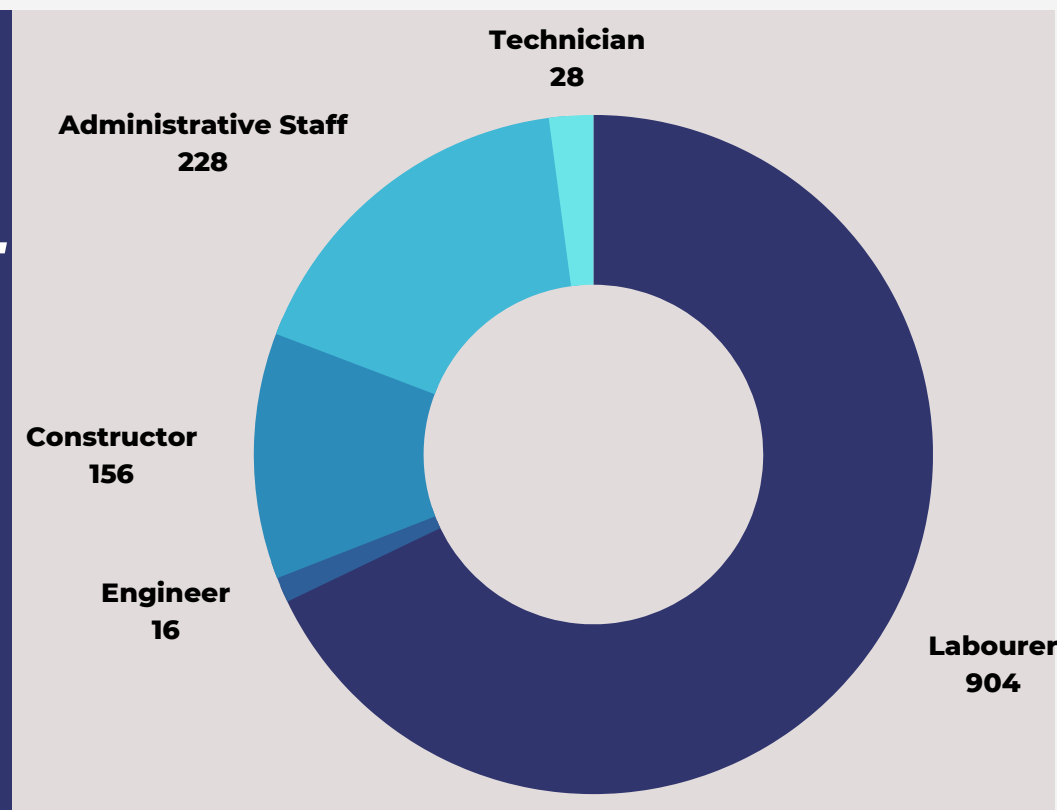
LOCATION OF PRODUCTION	Count
Nicosia	46
Famagusta	10
Kyrenia	8
Morphou	1
İskele	2
Lefke	1

PRODUCTION FACILITIES	Count
Own Property:	21
OIZ Tenant:	40
Tenant:	3
Tenant of other state or foundation property:	4

NUMBER OF MACHINES	Count
	1,021

CERTIFICATES
ISO 9001

EMPLOYMENT STRUCTURE OF THE SECTOR (PERSON)



The sector provides 1,332 jobs to the economy.

RAW MATERIAL NEEDS

Sideband (m/year)	29,080,653
Wooden plate (m ² /year)	4,166,016
Upholstery (m ² /year)	1,279,248
Timber (m ³ /year)	5,254
Forest trees (m ² /year)	6,063
Wood veneer (m ² /year)	915,646
Glue (kg/year)	783,458
Felt (kg)	493,560
Honeycomb shaped cardboard (piece/year)	470,348
String (kg)	407,100
Carcass string (pieces)	55,200
Sponge (m ³ /year)	9,025

INDUSTRY'S CAPACITY

PRODUCT	CAPACITY
Sheet Based Products (Kitchen Cupboards, Bathroom Cabinets, Wardrobe, Nightstand, Dining Table, Table, Cabinet Door, Bed, Cloakroom, TV Units, Wooden Plate) (piece/year)	296,414
Upholstered Products (Chairs, Sofa Set, Headboard, Plinth, Bergere) (piece/year)	141,894
Timber Based Products (Doors) (piece/year)	123,447
Timber Based Products (Lambri, Badoma, Deck) (m2/year)	1,152,000
Press Door (piece/year)	448,512
Wood Veneer (m2/year)	917,633
Timber Production (m3/year)	4,320
Mattress Production (piece/year)	62,709

METALWORKING INDUSTRY

THE NUMBER OF FACILITIES THE CAPACITY REPORT WAS DONE FOR: 32

LOCATION OF PRODUCTION	Nicosia	22
	Famagusta	6
	Kyrenia	2
	Morphou	2

PRODUCTION FACILITIES	Own Property:	9
	OIZ Tenant:	16
	Tenant:	3
	Tenant of other state or foundation property:	4

NUMBER OF MACHINES	663
---------------------------	-----

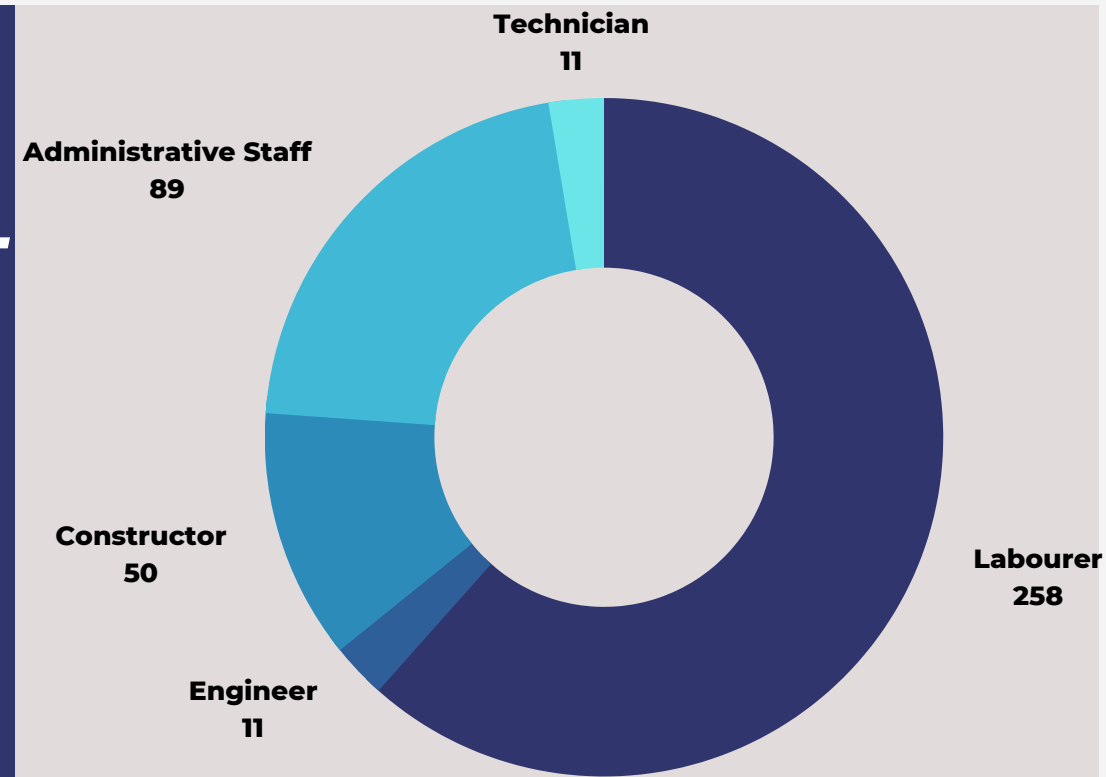
CERTIFICATES

CE, ISO 9001

RAW MATERIAL NEEDS

Steel-iron Raw Materials (kg/year)	7,149,660
Sheet metal sheet (kg/year)	4,868,589
galvanized roll (kg/year)	1,813,357

EMPLOYMENT STRUCTURE OF THE SECTOR (PERSON)



The sector provides 419 jobs to the economy.

INDUSTRY'S CAPACITY

PRODUCT	CAPACITY
Steel Construction (Structure, Building, Gates, Railing, Containers, Decorative Products, Furniture) (kg/year)	5,085,520
Industrial Equipment (Extractor Fan, Sink, Fridge, Cold Storage, Air Duct) (kg/year)	3,434,810
Tanks (LGP, Liquid Fuel) and Boilers (Hot water, Steam) (kg/year)	2,306,250
Austere Agriculture Machinery (kg/year)	1,965,500
Lifts (kg/year)	319,000

MEAT, POULTRY AND FISH INDUSTRY

THE NUMBER OF FACILITIES THE CAPACITY REPORT WAS DONE FOR: 10

LOCATION OF PRODUCTION

Nicosia	5
Famagusta	4
iskele	1

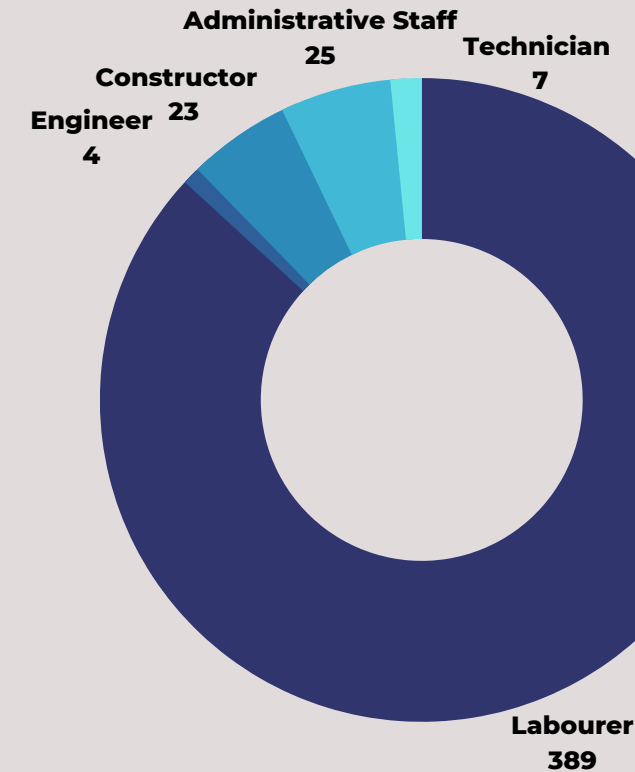
PRODUCTION FACILITIES

Own Property:	7
Tenant:	2
Tenant of other state or foundation property:	1

NUMBER OF MACHINES

122

EMPLOYMENT STRUCTURE OF THE SECTOR (PERSON)



The sector provides 448 jobs to the economy.

CERTIFICATES

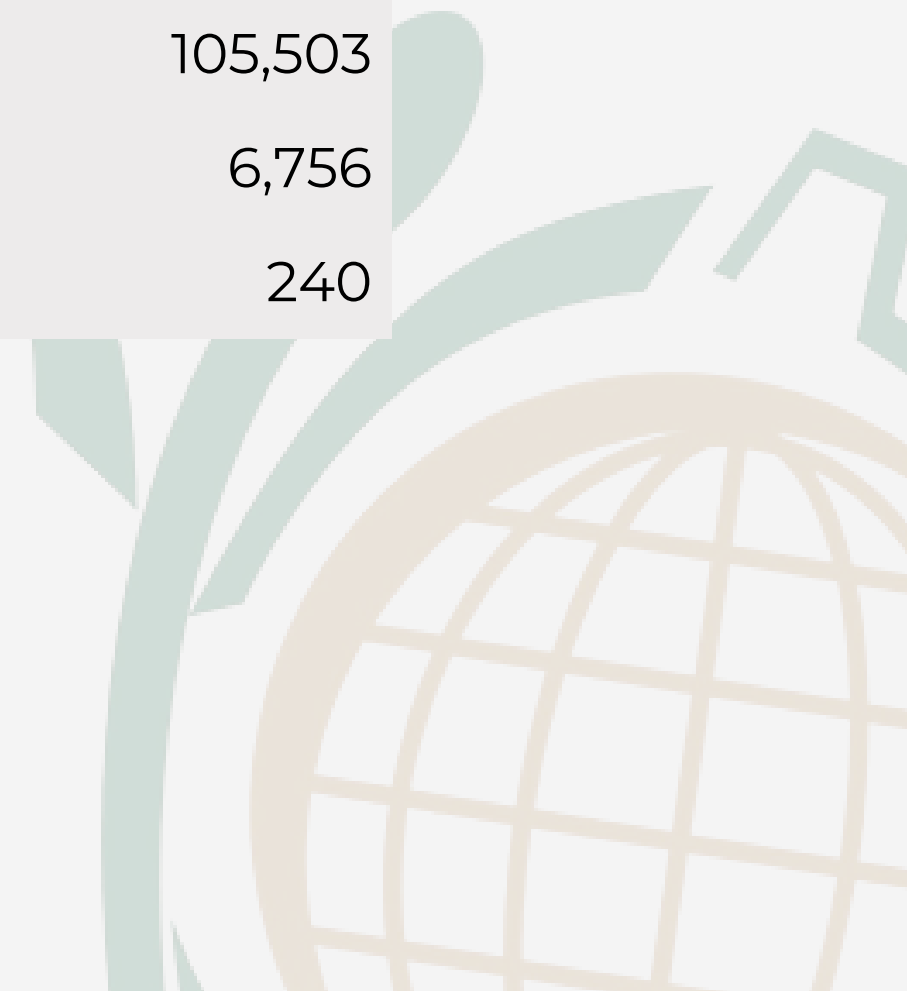
ISO 9001, ISO 22000, HELAL, TS2409, TS12326, TS12325

INDUSTRY'S CAPACITY

PRODUCT	CAPACITY
Fresh Chilled Fish (kg/year)	333,000
Chicken Meat (kg/year)	21,168,000
Ostrich Meat (kg/year)	19,200
Bovine Carcass Meat (kg/year)	14,400,000
Ovine Carcass Meat (kg/year)	7,200,000
Burger (kg/year)	101,797
Sucuk (kg/year)	60,902
Salami (kg/year)	60,872
Sausage (kg/year)	60,872
Ham (kg/year)	20,311
Meatballs (kg/year)	11,387
Ovine Foot (kg/year)	60,000
Cattle Feet (kg/year)	48,000
Tripe (kg/year)	24,000
Psalterium (kg/year)	24,000
Bowel (pieces/year)	7,200

RAW MATERIAL NEEDS

Live Fish (kg/year)	337,000
Live Chicken (kg/year)	15,120,000
Live Bovine (kg/year)	48,000
Live Ovine (kg/year)	240,000
Carcass Meat (kg/year)	300
Seasoning Mix (kg/year)	1,800,000
Salt (kg/year)	105,503
Dead Lime (kg/year)	6,756
	240



STONE AND MARBLE INDUSTRY

THE NUMBER OF FACILITIES THE CAPACITY REPORT WAS DONE FOR: 19

LOCATION OF PRODUCTION	Nicosia	8
	Famagusta	6
	Kyrenia	3
	İskele	2

PRODUCTION FACILITIES	Own Property:	6
	OIZ Tenant:	9
	Tenant of other state or foundation property:	4

NUMBER OF MACHINES	170
---------------------------	-----

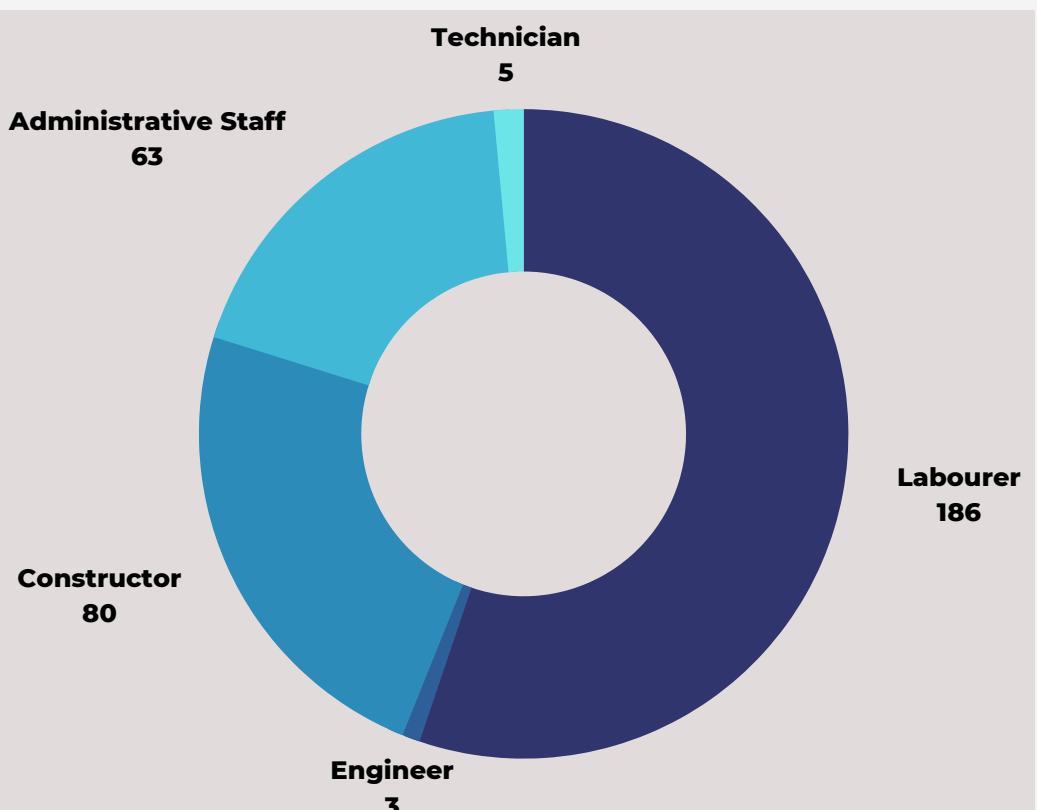
CERTIFICATES

CE, ISO 9001 KYS, TS 213-1, TS 213-2

RAW MATERIAL NEEDS

Raw Marble Sheets (kg/year)	43,387,668
Granit Sheets (kg/year)	9,022,402
Marble Powder (kg/year)	268,162

EMPLOYMENT STRUCTURE OF THE SECTOR (PERSON)



The sector provides 337 jobs to the economy.

INDUSTRY'S CAPACITY

PRODUCT	CAPACITY
Marble Steps, Windowsill, Flooring, Mosaic Tiles (kg/year)	27,928,422
Granit Works (kg/year)	7,718,988
Marble Counter Tops, Sinks (kg/year)	6,603,952
Marble Shrine (kg/year)	2,730,576

DIFFERENT MANUFACTURING INDUSTRIES

THE NUMBER OF FACILITIES THE CAPACITY REPORT WAS DONE FOR: 19

LOCATION OF PRODUCTION	Count
Nicosia	9
Famagusta	7
Kyrenia	1
Morphou	2

PRODUCTION FACILITIES	Count
Own Property:	7
OIZ Tenant:	3
Tenant:	6
Tenant of other state or foundation property:	3

NUMBER OF MACHINES	Count
	165

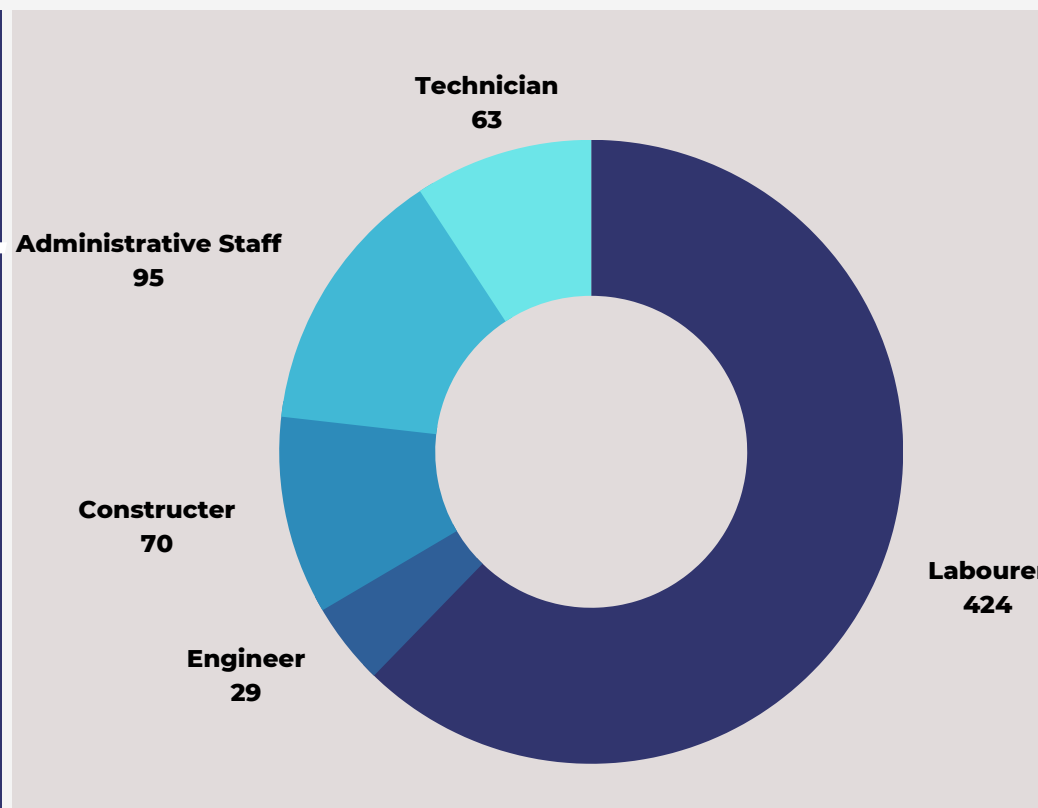
RAW MATERIAL NEEDS

Heavy metals (Lead, Copper, Zinc) (kg/year)	1,246,000
Seeds (pieces/year)	36,418,251
Tobacco (kg/year)	3,754,000
LPG (kg/year)	73,585,000
Steel raw material (kg/year)	7,050,000

CERTIFICATES

TS1445, TS1446, TS1449, TS5306, TS55, TS2178, TS2179, TS1862, ISO 9001, ISO 14001, ISO 45001, ISO 22001, TSET1827, TSE 13345, TSE, 12849, CE Sertifikası

EMPLOYMENT STRUCTURE OF THE SECTOR (PERSON)



The sector provides 681 jobs to the economy.

INDUSTRY'S CAPACITY

PRODUCT	CAPACITY
Small arms cartridge, ammo and cartridge case (pieces/year)	480,000,000
LGP refill (kg/year)	72,696,000
Seedling (grafted or ungrafted) (pieces/year)	36,236,160
Shipyard and Shipbuilding (kg/year)	4,648,960
Cigarettes and Loose Tobacco (kg/year)	3,218,400



BAKERY AND BAKERY PRODUCTS INDUSTRY

THE NUMBER OF FACILITIES THE CAPACITY REPORT WAS DONE FOR: 29

LOCATION OF PRODUCTION	Count
Nicosia	12
Famagusta	8
Kyrenia	6
Morphou	2
Iskele	1

PRODUCTION FACILITIES	Count
Own Property:	16
OIZ Tenant:	4
Tenant:	7
Tenant of other state or foundation property:	2

NUMBER OF MACHINES	Count
	597

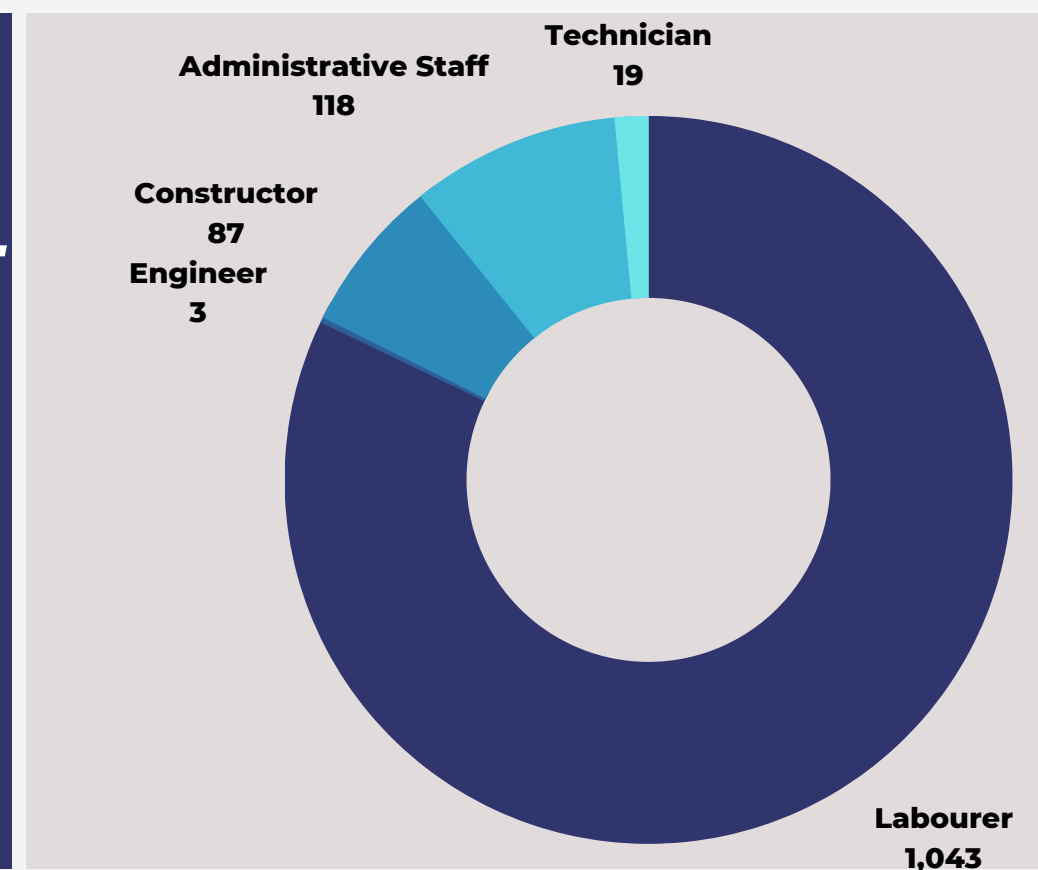
RAW MATERIAL NEEDS

Flour (kg/year)	13,247,890
Water (lt/year)	6,439,427
Yeast (kg/year)	928,421
Additives (kg/year)	346,566
Eggs (kg/year)	311,647

CERTIFICATES

ISO 9001, ISO 22000

EMPLOYMENT STRUCTURE OF THE SECTOR (PERSON)



The sector provides 1,270 jobs to the economy.

INDUSTRY'S CAPACITY

PRODUCT	CAPACITY
Loaf Bread (kg/year)	7,679,938
Cypriot Pita (kg/year)	1,924,022
Village Bread (kg/year)	1,110,857
Sandwich/Burger Buns (kg/year)	1,059,259
Roll bread (kg/year)	271,006
Lavash/Phyllo Dough/Tortilla (kg/year)	976,022
Other Bakery Products (kg/year)	3,119,103

PROCESSED FOOD INDUSTRY

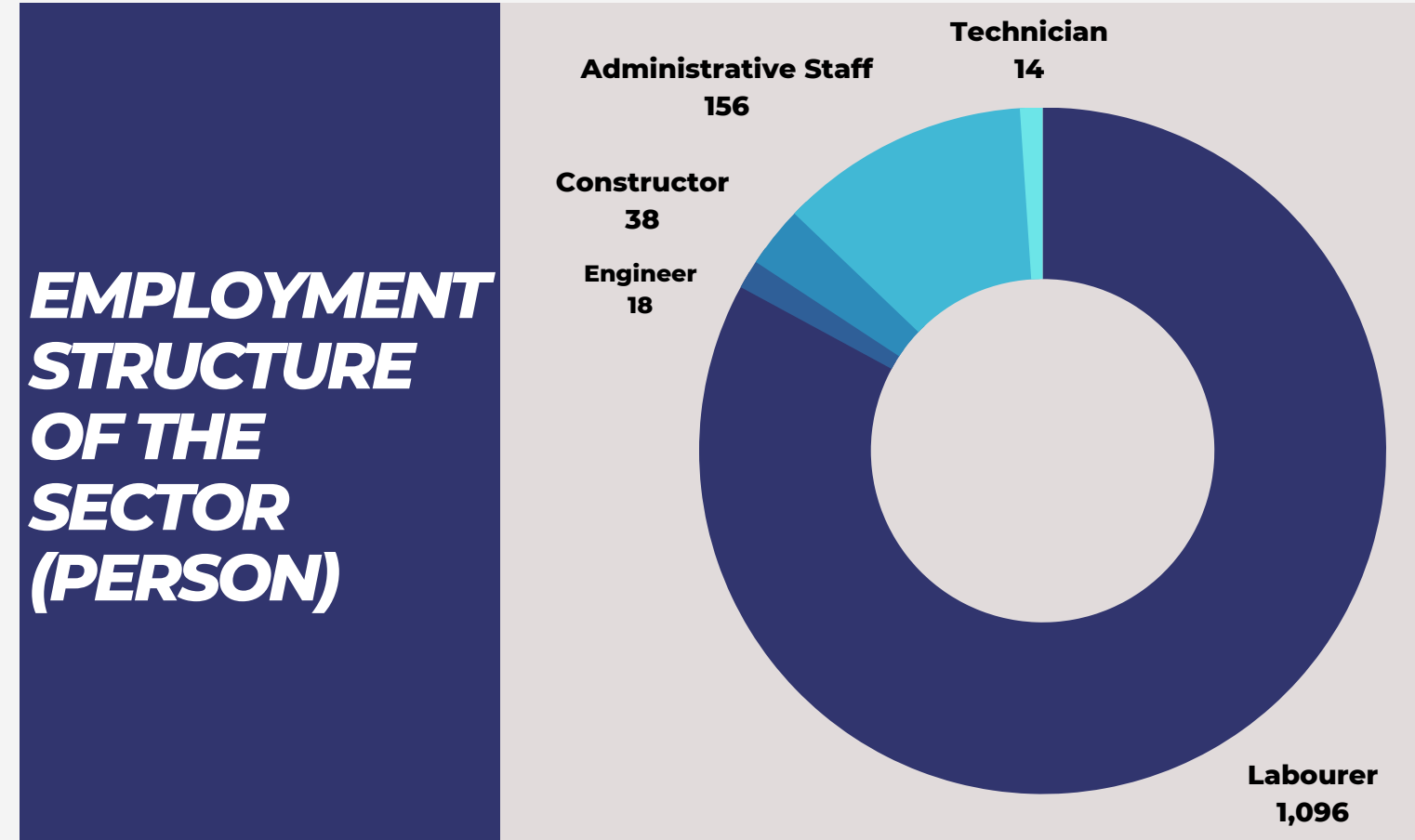
THE NUMBER OF FACILITIES THE CAPACITY REPORT WAS DONE FOR: 31

LOCATION OF PRODUCTION	Nicosia	17
	Famagusta	5
	Kyrenia	2
	Morphou	5
	iskele	2

PRODUCTION FACILITIES	Own Property:	17
	OIZ Tenant:	6
	Tenant:	2
	Tenant of other state or foundation property:	6

NUMBER OF MACHINES	1,324
---------------------------	-------

CERTIFICATES
ISO 9001, ISO 22000



The sector provides 1,322 jobs to the economy.

RAW MATERIAL NEEDS

Citrus (kg/year)	111,374,000	Meat (kg/year)	754,675
Oranges (kg/year)	70,200,000	Peanuts (kg/year)	557,200
Potatoes (kg/year)	31,623,000	Water (lt/year)	543,026
Sugar (kg/year)	20,892,306	Frozen Vegetables (kg/year)	404,000
Citric Acid (kg/year)	20,421,600	Salt (kg/year)	346,909
Vegetables (kg/year)	7,570,244	Tarhana (kg/year)	303,158
Fruits (kg/year)	5,583,110	Broken Carob (kg/year)	225,000
Olive Oil (lt/year)	5,040,000	Butter (kg/year)	194,400
Starch (kg/year)	3,752,400	Oil (lt/year)	162,750
Sesame (kg/year)	3,023,213	Spices (kg/year)	160,084
Yoghurt (kg/year)	2,515,580	Paste (kg/year)	131,865
Chicken (kg/year)	2,186,304	Flour (kg/year)	121,510
Legumes (kg/year)	1,671,128	Fruit Wax (lt/year)	107,475
Frozen Fish (kg/year)	1,664,000	Cheese (kg/year)	87,910
Halva Tahini (kg/year)	941,000	Bird Food (kg/year)	73,469
Other (kg/year)	835,956	Minced Meat (kg/year)	72,000
Pasta (kg/year)	817,563	Cocoa (kg/year)	67,600

INDUSTRY'S CAPACITY

PRODUCT	CAPACITY
Vegetable, Fruit Processing (Pickles, Jam, Tahini, Bicla, Chips, Olives, Fruit Juice Concentrates etc.) (kg/year)	135,230,540
Packaging (Fresh-Frozen Fruits, Vegetable, Legumes, Sugar, Tea etc.) (kg/year)	93,503,428
Sugar and Cocoa Products (Tahini Halva, Crocan, Chocolate, Confectionery etc.) (kg/year)	3,177,450
Fast Food (tabldot/year)	12,577,900
Honey (kg/year)	150,000
Frozen Pastries (kg/year)	48,000
Olive Oil Bottling (lt/year)	4,536,000
Appetizer Production (kg/year)	104,880
Kibbeh (pieces/year)	2,057,142

BEVERAGE INDUSTRY

THE NUMBER OF FACILITIES THE CAPACITY REPORT WAS DONE FOR: 10

LOCATION OF PRODUCTION	Count
Nicosia	3
Famagusta	5
Kyrenia	1
İskele	1

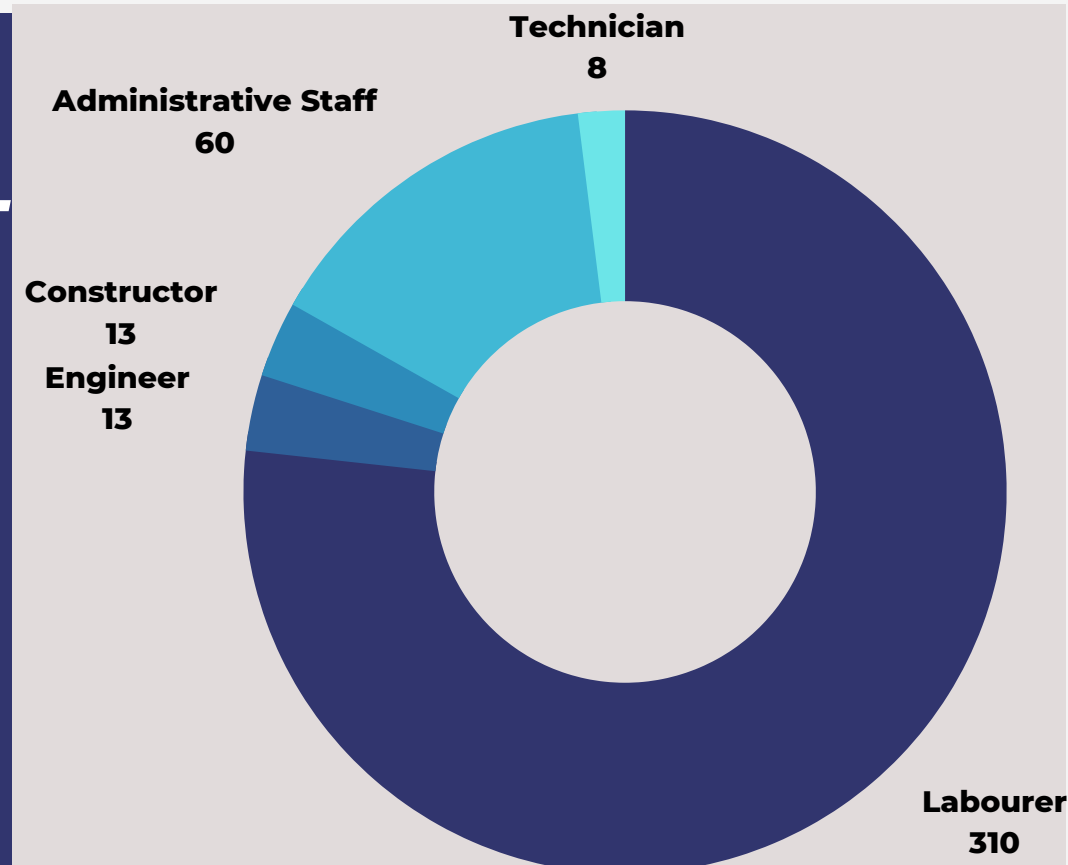
PRODUCTION FACILITIES	Count
Own Property:	6
OIZ Tenant:	2
Tenant:	2

NUMBER OF MACHINES	Count
	357

RAW MATERIAL NEEDS

Water (lt/year)	333,921,000
Sugar(kg/year)	24,781,860
Alcohol (lt/year)	2,666,450
CO2(kg/year)	1,251,533
Grapes (kg/year)	808,696

EMPLOYMENT STRUCTURE OF THE SECTOR (PERSON)



The sector provides 404 jobs to the economy.

CERTIFICATES

ISO 9001, ISO 14001, ISO 10002
ISO 22000, ISO 50001, ISO 45001

INDUSTRY'S CAPACITY

PRODUCT	CAPACITY
Fizzy drinks (lt/year)	142,345,436
Alcoholic Drinks (lt/year)	9,333,010
Non-fizzy Drinks (lt/year)	7,182,000
Syrup (lt/year)	804,960

CONSTRUCTION PRODUCTS INDUSTRY

THE NUMBER OF FACILITIES THE CAPACITY REPORT WAS DONE FOR: 14

LOCATION OF PRODUCTION	Count
Nicosia	9
Famagusta	2
Kyrenia	2
İskele	1

PRODUCTION FACILITIES	Count
Own Property:	6
OIZ Tenant:	1
Tenant:	3
Tenant of other state or foundation property:	4

NUMBER OF MACHINES	Count
	163

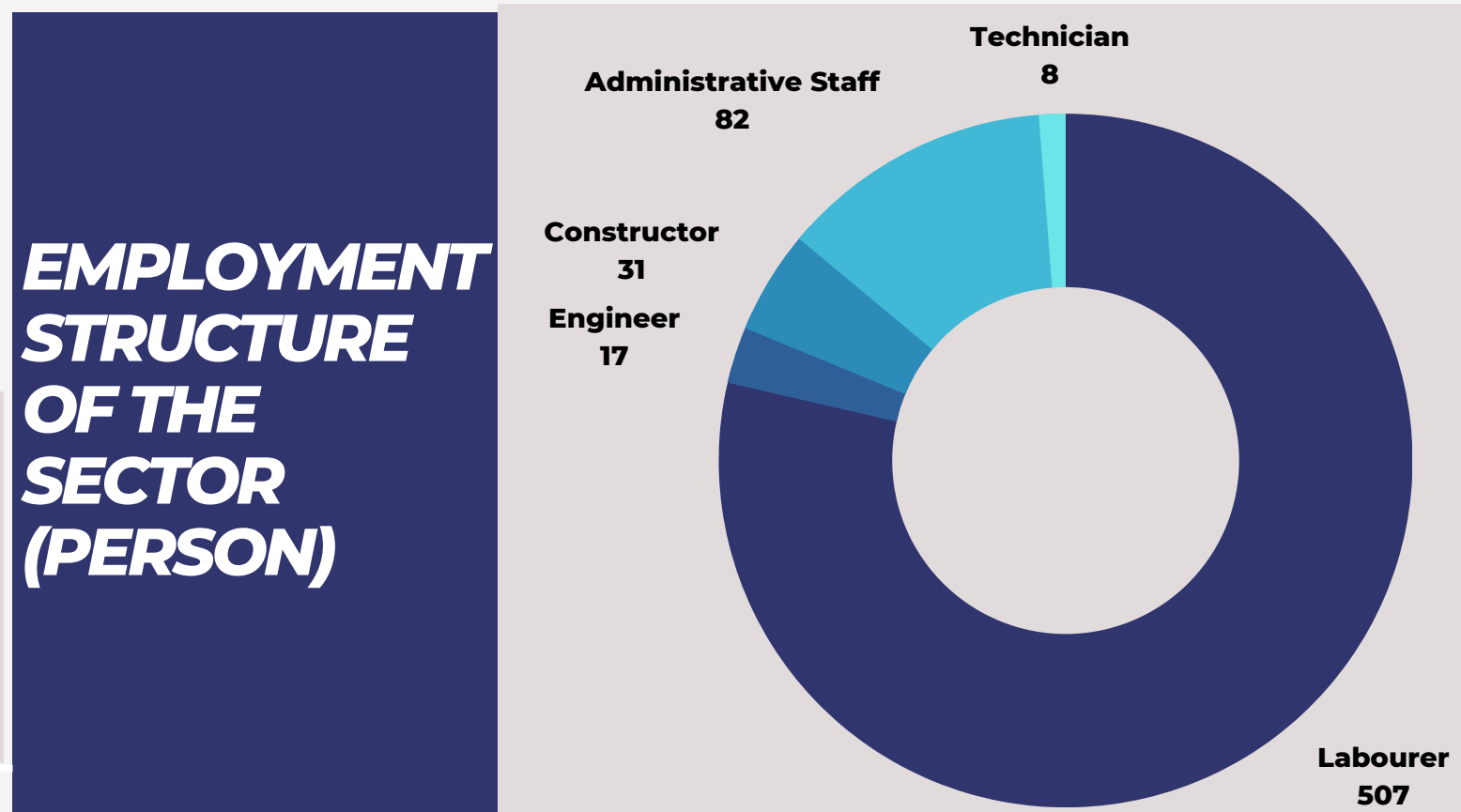
RAW MATERIAL NEEDS

Aggregate (kg/year)	784,421,000
Clay (kg/year)	241,200,000
Galvanized Roll (kg/year)	15,112,403
Polystyrene (kg/year)	2,080,404

**not all raw materials are listed

CERTIFICATES

TS 5808, TS 7847, ISO 9001, ISO 14001, ISO 45001, CE



The sector provides 645 jobs to the economy.

INDUSTRY'S CAPACITY

PRODUCT	CAPACITY
Asphalt (kg/year)	701,850,000
Brick (kg/yıl)	190,800,000
Trapezoidal Sheet (kg/year)	12,079,451
Sandwich panel (kg/year)	3,240,000
EPS Foam (kg/year)	1,841,940

ADVERTISING INDUSTRY

THE NUMBER OF FACILITIES THE CAPACITY REPORT WAS DONE FOR: 8

LOCATION OF PRODUCTION	Nicosia	4
	Famagusta	4

PRODUCTION FACILITIES	Own Property:	3
	OIZ Tenant:	5

NUMBER OF MACHINES	172
---------------------------	-----

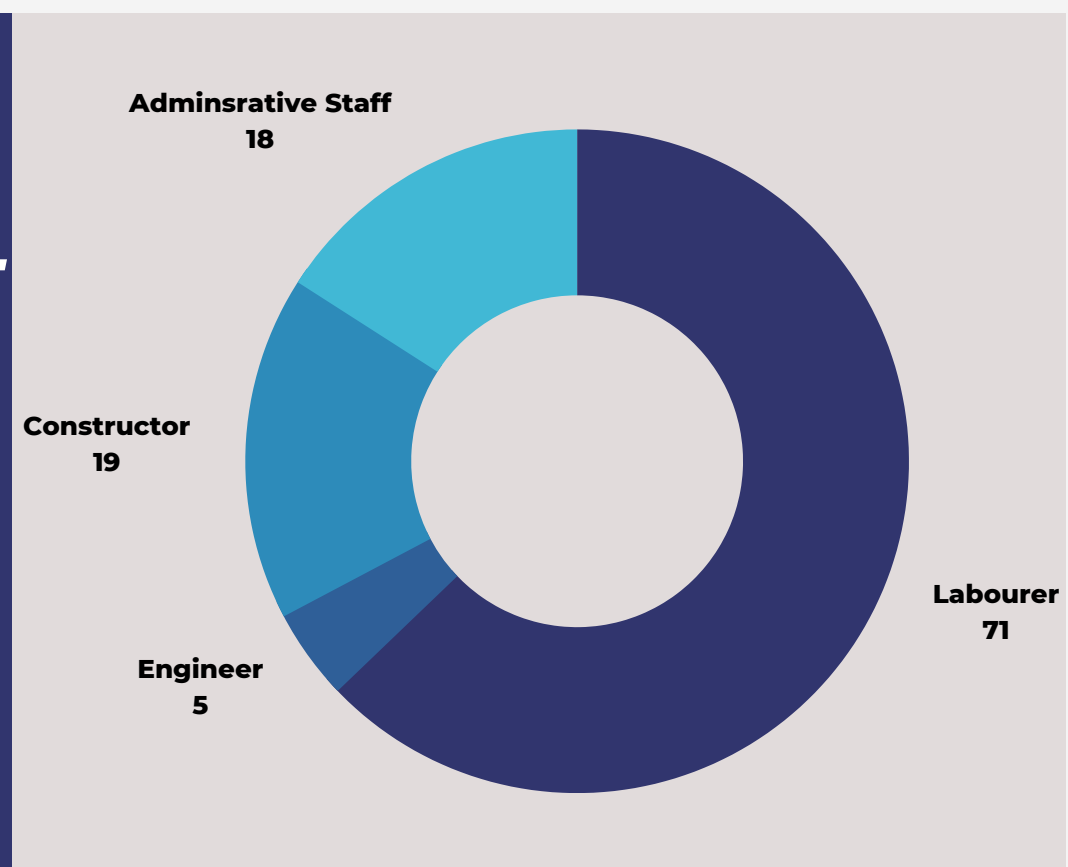
RAW MATERIAL NEEDS

Foil (m2/year)	12,759,916
Stretch Vinyl (m2/year)	12,441,600
Glue (kg/year)	4,949,044
Solvent Based Paints (kg/year)	1,108,800
Aluminum Composite (m2/year)	402,100

CERTIFICATES

ISO9001

EMPLOYMENT STRUCTURE OF THE SECTOR (PERSON)



The sector provides 113 jobs to the economy.

INDUSTRY'S CAPACITY

PRODUCT	CAPACITY
Foil, Stretch Vinyl, Plexiglas, Print on Fabric (m2/year)	25,320,514
Advertising Sign (Wood, Metal, Composite, Plexi) (pieces/year)	70,375
Photograph Printing (pieces/year)	3,456,000
Cup Printing (pieces/year)	3,475

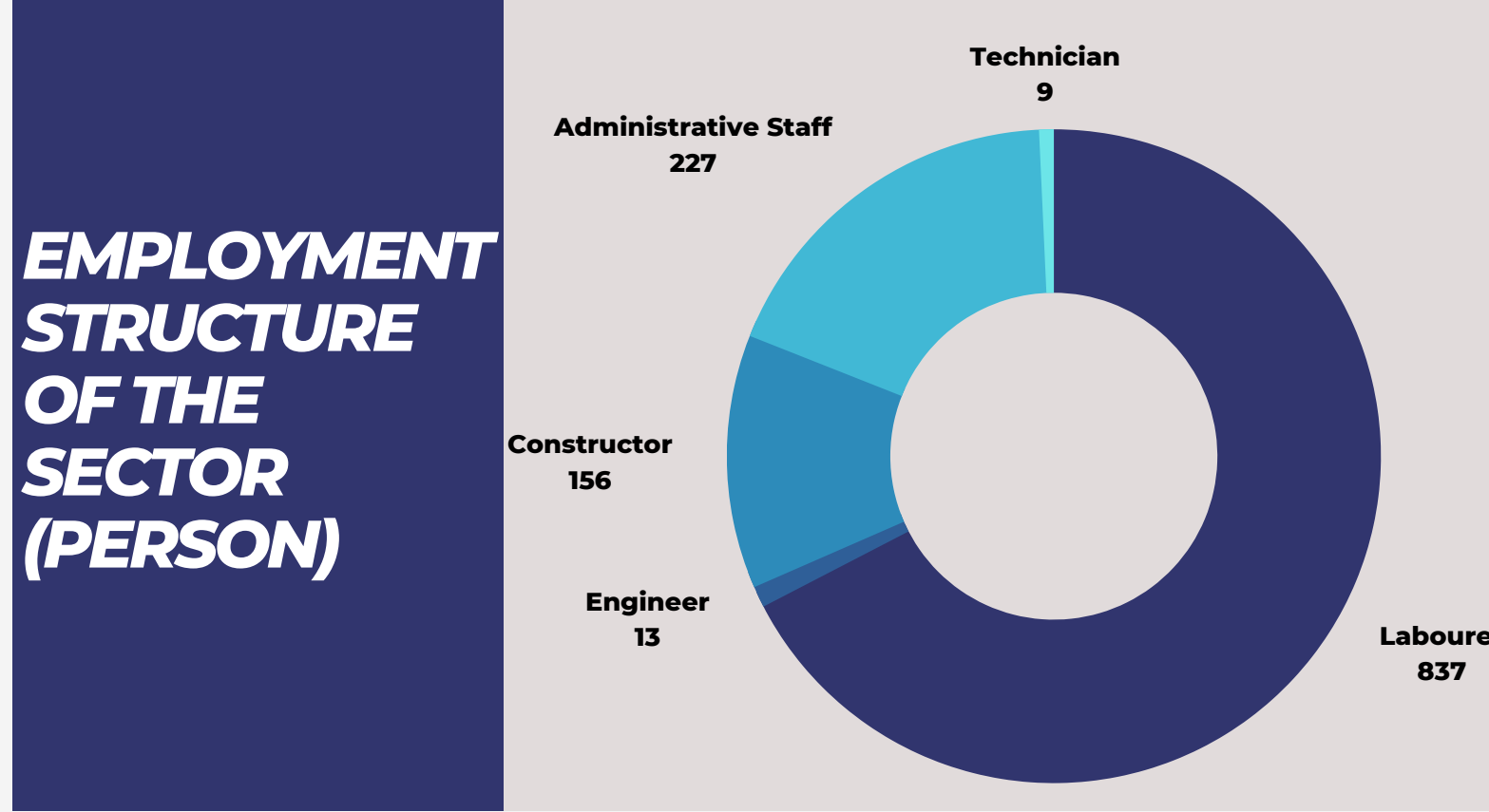
PVC / ALUMINIUM / GLASS INDUSTRY

THE NUMBER OF FACILITIES THE CAPACITY REPORT WAS DONE FOR: 67

LOCATION OF PRODUCTION	Nicosia	43
	Famagusta	12
	Kyrenia	11
	İskele	1

PRODUCTION FACILITIES	Own Property:	13
	OIZ Tenant:	44
	Tenant:	5
	Tenant of other state or foundation property:	5

NUMBER OF MACHINES	1,207
---------------------------	-------



The sector provides 1,242 jobs to the economy.

CERTIFICATES

ISO 9001, CE, ISO 45001,
TS EN 206

INDUSTRY'S CAPACITY

PRODUCT	CAPACITY
Aluminum Group	
Aluminum Composite Coating (m2/year)	3,604,325
Aluminum Joinery (Door, Window and Handrail) (m2/year)	137,814
Aluminum Curtain Wall (m2/year)	69,018
Aluminum Panel Glazed Facade Cladding (kg/year)	50,452
Pressed Aluminum Profile (kg/year)	3,240,000
Powder Coated Aluminum Profile (kg/year)	1,728,000
Wood Veneer Aluminum Profile (kg/year)	688,500
PVC Group	
PVC joinery (m2/year)	90,347
Glass Group	
Glass Processing(m2/year)	3,876,842
Mirror Processing (m2/year)	1,622,640
Double Glazing (m2/year)	388,800

RAW MATERIAL NEEDS

Aluminum Group

Composite Panel Sheet (kg/year)	13,502,848
Iron Profile and Anchor (kg/year)	4,058,363
Aluminum Profile (kg/year)	3,120,183
Aluminum Billets (kg/year)	3,600,000
Powder Paint (kg/year)	19,718
Wood Veneer Material (kg/year)	563,684

PVC Group

PVC Profile (kg/year)	886,613
-----------------------	---------

Glass Group

Glass Panel (m2/year)	4,957,900
Mirror Panel (m2/year)	1,772,400
Pure Water (for washing) (lt/year)	14,763,105

PLASTIC PRODUCTS INDUSTRY

THE NUMBER OF FACILITIES THE CAPACITY REPORT WAS DONE FOR: 28

LOCATION OF PRODUCTION	Number of Facilities
Nicosia	17
Famagusta	8
Kyrenia	1
Morphou	2

PRODUCTION FACILITIES	Number of Facilities
Own Property:	6
OIZ Tenant:	16
Tenant:	2
Tenant of other state or foundation property:	4

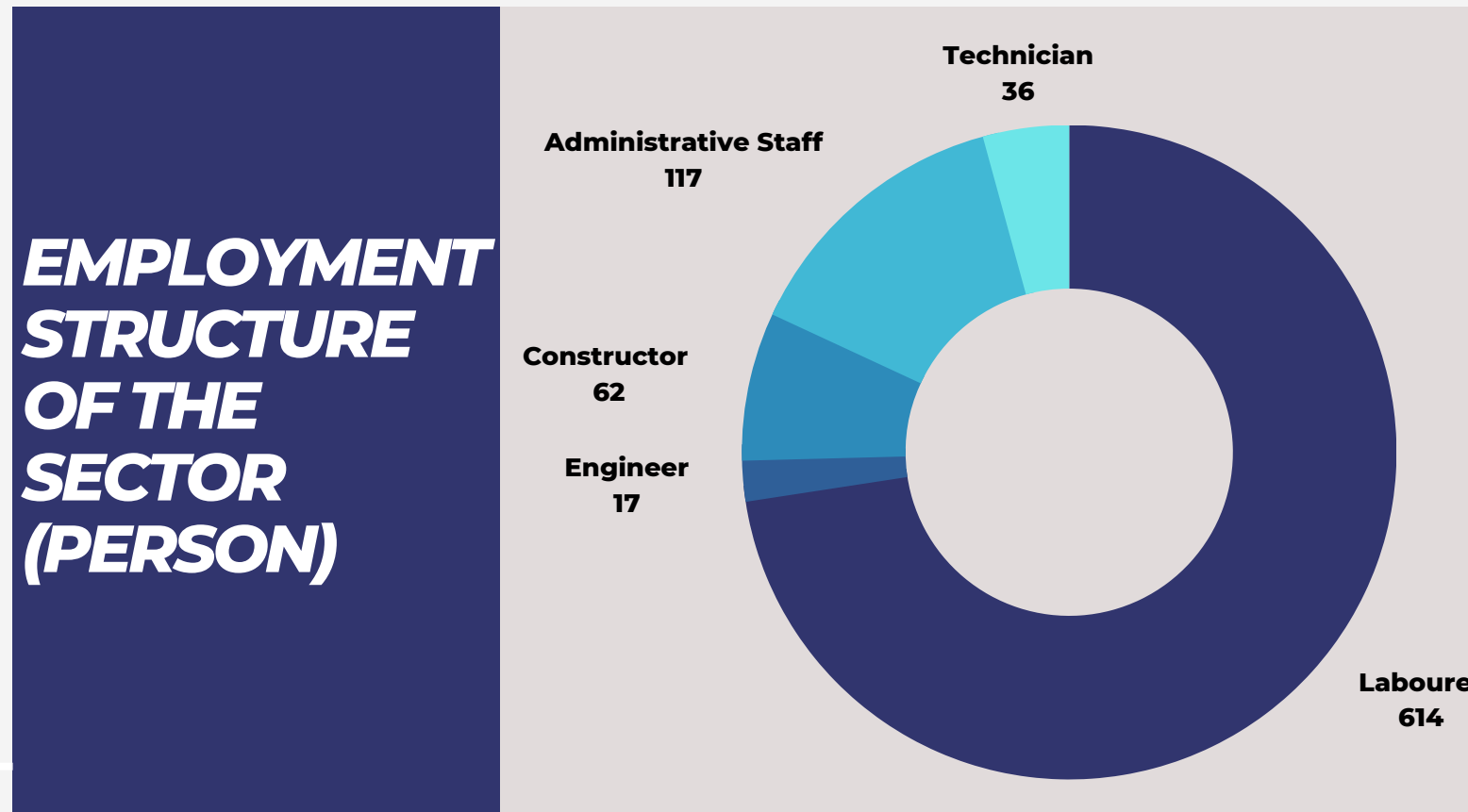
NUMBER OF MACHINES	Count
	303

RAW MATERIAL NEEDS

PVC raw material (kg/year)	17,718,312
PE raw material (kg/year)	19,141,637
PP raw material (kg/year)	3,685,054
Copper wire (kg/year)	1,784,655
Preform (pieces/year)	26,772,480

CERTIFICATES

TS EN ISO 1452-2, TS EN 12201-2+A1, TS EN ISO 15874-2, ISO 9001, TS EN ISO 1329-1+A1, TS 13715



The sector provides 845 jobs to the economy.

INDUSTRY'S CAPACITY

PRODUCT	CAPACITY
Production of Pipe Types (kg/year)	26,609,920
Electrical Cable Production (kg/year)	9,375,048
Production of Plastic Injection Products (Bucket, Safe, Jerrycan, Hanger, Carboy Cap) (kg/year)	5,158,065
Production of Plastic Water Tank (kg/year)	3,092,950
Shower Tray, Counter Top (pieces/year)	2,100
Plastic Bottles (pieces/year)	26,772,480



PRINTING INDUSTRY

THE NUMBER OF FACILITIES THE CAPACITY REPORT WAS DONE FOR: 7

LOCATION OF PRODUCTION	Nicosia	6
	Famagusta	1

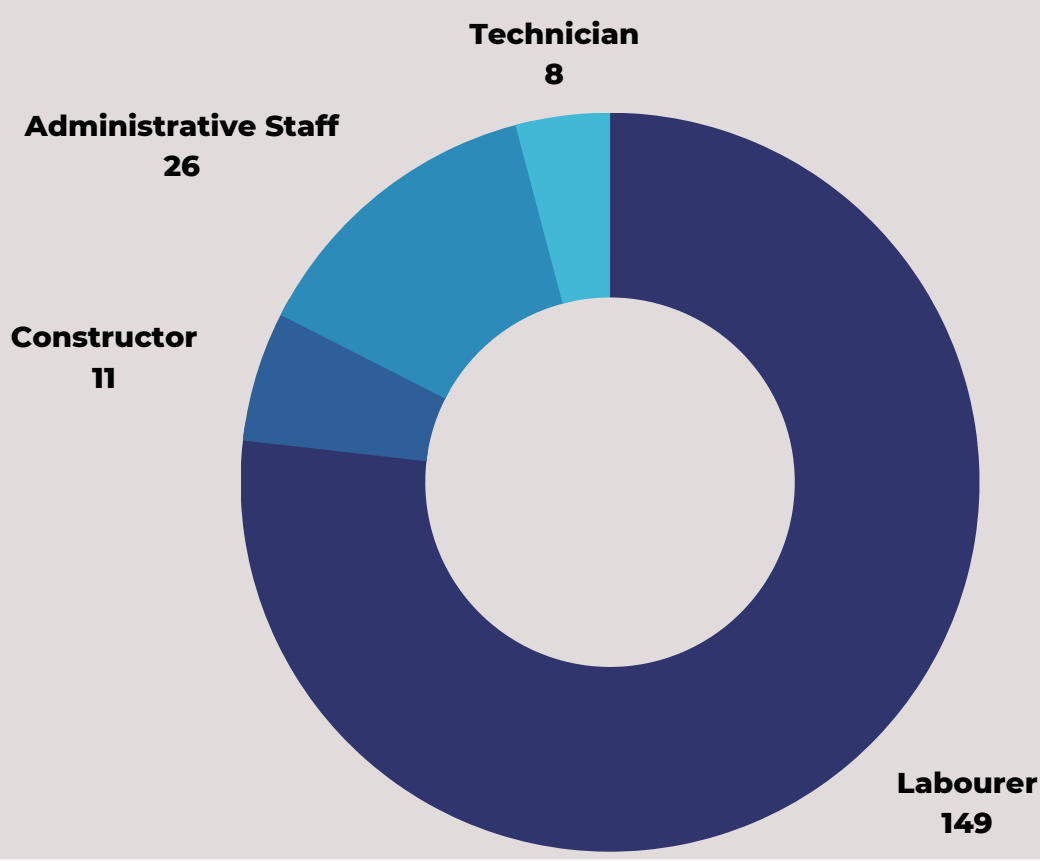
PRODUCTION FACILITIES	Own Property:	3
	OIZ Tenant:	4

NUMBER OF MACHINES	58
---------------------------	----

RAW MATERIAL NEEDS

Paper (kg/year)	4,710,238
Cardboard (kg/year)	765,504
Ink (kg/year)	88,265
Solvent (kg/year)	17,878
Sheet (Mold) (m2/year)	16,860
Boiler Rubber (m2/year)	1,027

EMPLOYMENT STRUCTURE OF THE SECTOR (PERSON)



The sector provides 194 jobs to the economy.

INDUSTRY'S CAPACITY

PRODUCT	CAPACITY
Magazines/catalogs/books/lottery tickets/coupons/scratch off/thermal roll paper (m2/year)	21,975,460
Newspaper (m2/year)	11,108,789
Offset Printing (m2/year)	9,477,000
Digital Printing (m2/year)	4,212,000
Boxes (m2/year)	1,913,760
Invoice/receipt book (m2/year)	1,608,077

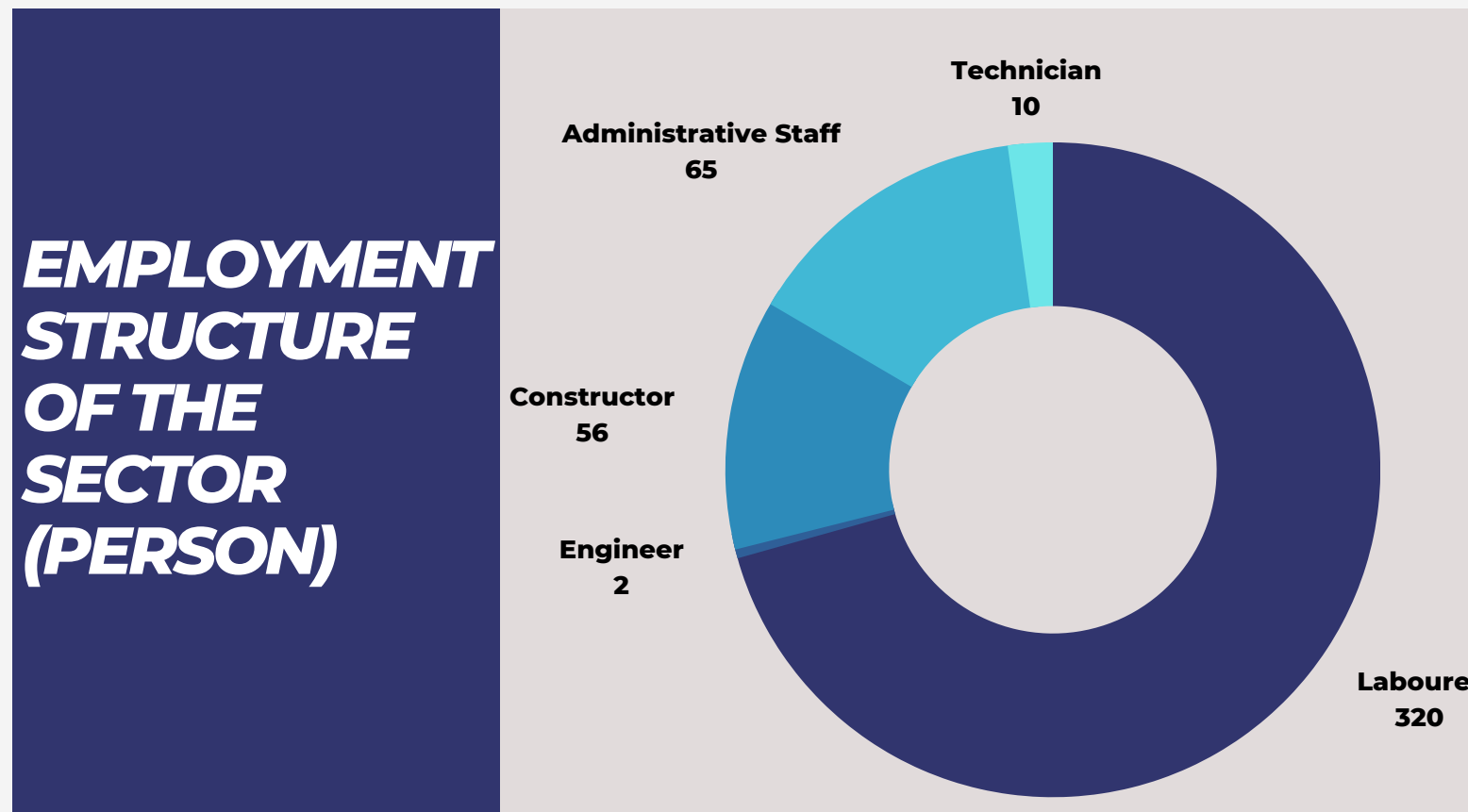
TEXTILE INDUSTRY

THE NUMBER OF FACILITIES THE CAPACITY REPORT WAS DONE FOR: 31

LOCATION OF PRODUCTION	Count
Nicosia	21
Famagusta	4
Kyrenia	5
Iskele	1

PRODUCTION FACILITY	Count
Own Property:	13
OIZ Tenant:	10
Tenant:	7
Tenant of other state or foundation property:	1


NUMBER OF MACHINES	Count
	856



The sector provides 452 jobs to the economy.

CERTIFICATES

ISO9001, CE, EN 14683-2005, Tip-2



INDUSTRY'S CAPACITY

PRODUCT	CAPACITY
Clothing (Skirts, Jackets, Trousers, Evening Dresses, Wedding Dresses, Shirts, Shorts, T-shirts, Track Suits, Uniform, Vests etc) (pieces/year)	1,084,587
Home Textiles (Bed Sheet, Duvet Cover, Bedspread, Tablecloth, Pillowcase, Duvet Cover, Undersheet etc) (pieces/year)	1,213,192
Fabric Curtain (Tulle, Background Curtain, Blackout Curtains etc) (pieces/year)	872,640
Roller Blinds (pieces/year)	66,709
Shoes (pairs/year)	30,000
Backpack/Luggage (pieces/year)	69,643
Socks (pairs/year)	991,400
Masks (pieces/year)	9,849,600

RAW MATERIAL NEEDS

Woven Fabrics (m2/year)	16,129,699
Buttons (pieces/year)	691,952
Roller Blind Materials (m2/year)	165,600
Aluminum Profiles (kg/year)	373,723
Cowhide (dm2/year)	750,000
Zipper (pieces/year)	314,004
Ready Base (pairs/year)	30,000
Shoe-upper (pairs/year)	30,000

PLASTIC BAG INDUSTRY

THE NUMBER OF FACILITIES THE CAPACITY REPORT WAS DONE FOR: 8

LOCATION OF PRODUCTION	Nicosia	7
	Famagusta	1

PRODUCTION FACILITIES	Own Property:	1
	OIZ Tenant:	4
	Tenant:	1
	nant of other state or foundation property:	2

NUMBER OF MACHINES	134
---------------------------	-----

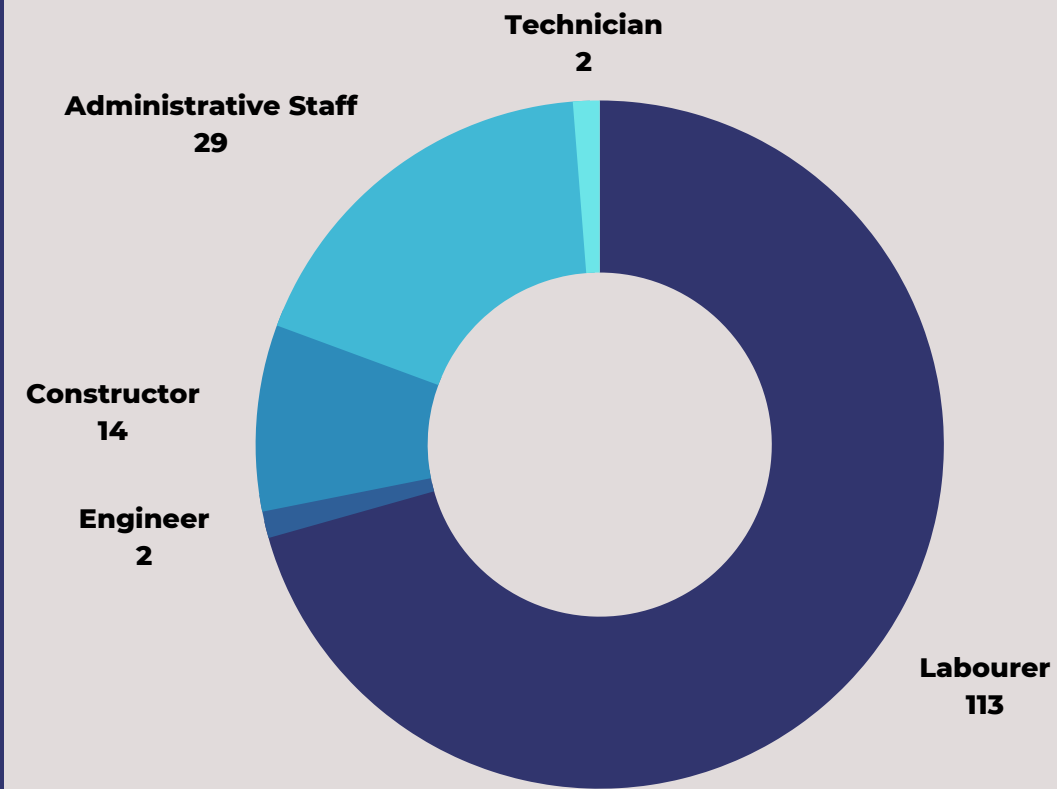
RAW MATERIAL NEEDS

PE raw material (plastic bag) (kg/year)	4,709,000
PE raw material (bin bag) (kg/year)	2,811,000
PE raw material (seedling bag) (kg/year)	307,000

CERTIFICATES

ISO 9001, d2w

EMPLOYMENT STRUCTURE OF THE SECTOR (PERSON)



The sector provides 160 jobs to the economy.

INDUSTRY'S CAPACITY

PRODUCT	CAPACITY
Assorted Bag (kg/year)	5,152,000
Bin Bag (kg/year)	3,160,00
Seedling Bag (kg/year)	276,000



KIBRISTÜRK
sanayi odası
CYPRUSTURKISH
chamber of industry





Organize Sanayi Bölgesi, 2.Cadde No:19/ Lefkoşa
Telefon: +90 (392) 225 81 31 /32/33/34